



Duluth Police Department

2023 Stop Data Report



(218) 730-5400



Police@DuluthMN.gov



2030 N Arlington Ave.,
Duluth, MN 55811

Table of Contents

Mission Statement

To provide a safe Duluth for all by strengthening relationships and serving in a respectful, caring, and selfless manner.

Core Beliefs

- We recognize that our authority comes from our social contract with the community.
- People will believe that we are there to serve them if we are kind, caring and compassionate, and our actions match our words.
- People will trust us if they believe we are protecting their rights.
- Every interaction leaves a lasting impression.
- The safety of both our community and officers are paramount.

Values

Fair
Accountable
Caring
Transparent

3 Introduction/Summary

4 Data/Analysis

11 Technology, Transparency, Accountability



Introduction

The information presented in this report is obtained through 2023 Stop Data reporting. Stop data is collected during a traffic or subject stop. While conducting the stop, officers are required to complete a stop data form with multiple mandatory fields.

The Duluth Police Department began gathering stop data in Quarter 4 of 2021 and will continue to do so as a commitment to building trust through transparency with our community. For a year-to-year comparison of stop data, go to the Stop Data Entry Dashboard on our website (duluthmn.gov/police) and filter by date.

Officers are required to document the subject's race and gender during each traffic or subject stop. This information comes from the officer's observed perception of the subject's race and gender.

Stop data will be posted on the Duluth Police Department's Stop Data Entry Dashboard (duluthmn.gov/police) on a quarterly basis.

Summary

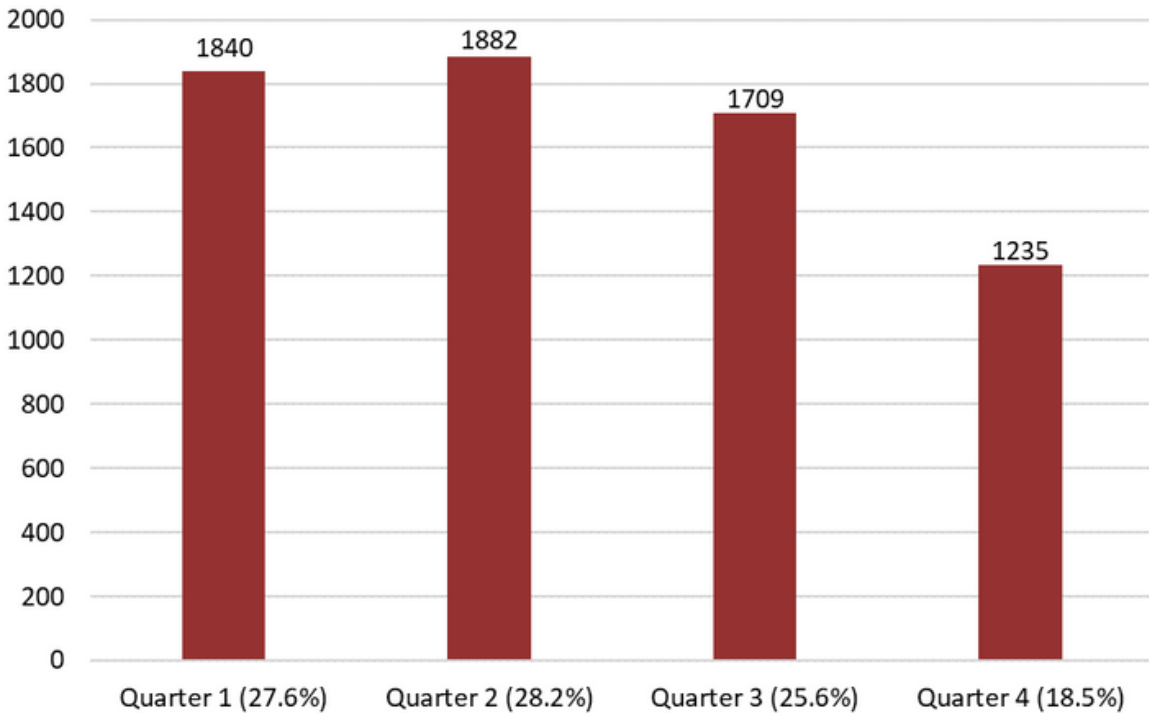
2023 statistics of DPD's Stop Data:

- 6,666 stop data entries were collected.
- Of the 6,666 stop data entries, 39.6% of those were females.
- Of the 6,666 stop data entries, 99.6% of those were self-initiated.
- Stops are made on one of the following three reasons:
 - Moving Violations: 53.8%
 - Equipment Violations: 41.9%
 - Suspicious Activity: 4.3%
- 6,666 stop data entries resulted in 5,527 Warnings, issuing 686 Citations, arresting 217 individuals, and 236 no actions.
- 315 searches were conducted during stops, resulting in items being located 46% of the time.
- Known or perceived race of stop data entries:
 - White: 5,314
 - Black: 807
 - American Indian or Alaska Native: 317
 - Hispanic: 96
 - Asian: 79
 - Native Hawaiian or Other Pacific: 53
- Stop data entries collected by Quarter:
 - 1,840 in Quarter 1, 2023
 - 1,882 in Quarter 2, 2023
 - 1,709 in Quarter 3, 2023
 - 1,235 in Quarter 4, 2023

Data/Analysis

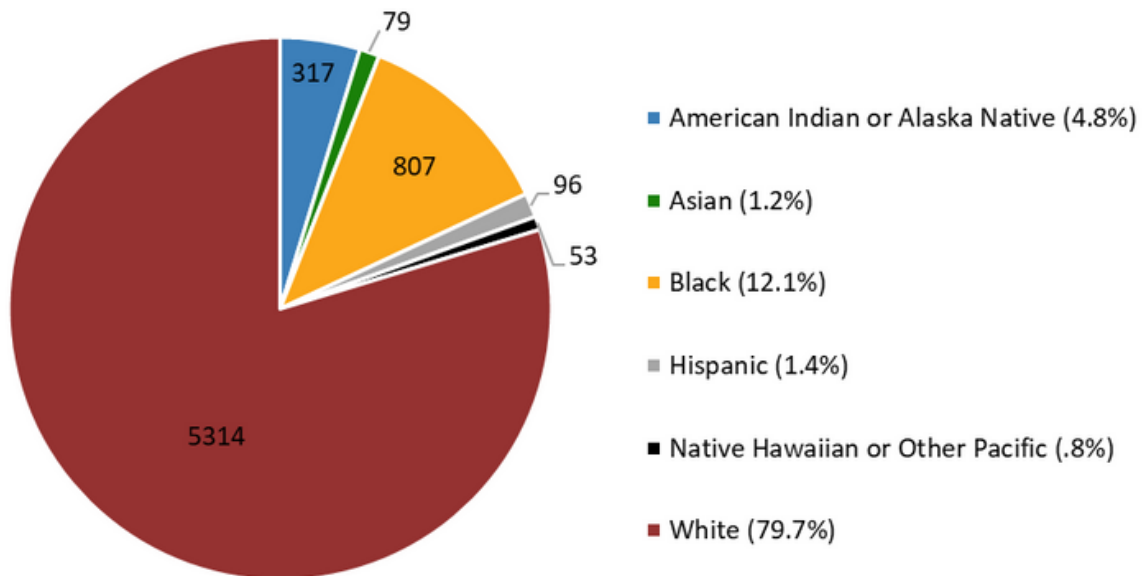
2023 Stop Data by Quarter

6,666 stop data entries were collected in 2023. The below graph shows the number of stops separated by each quarter.



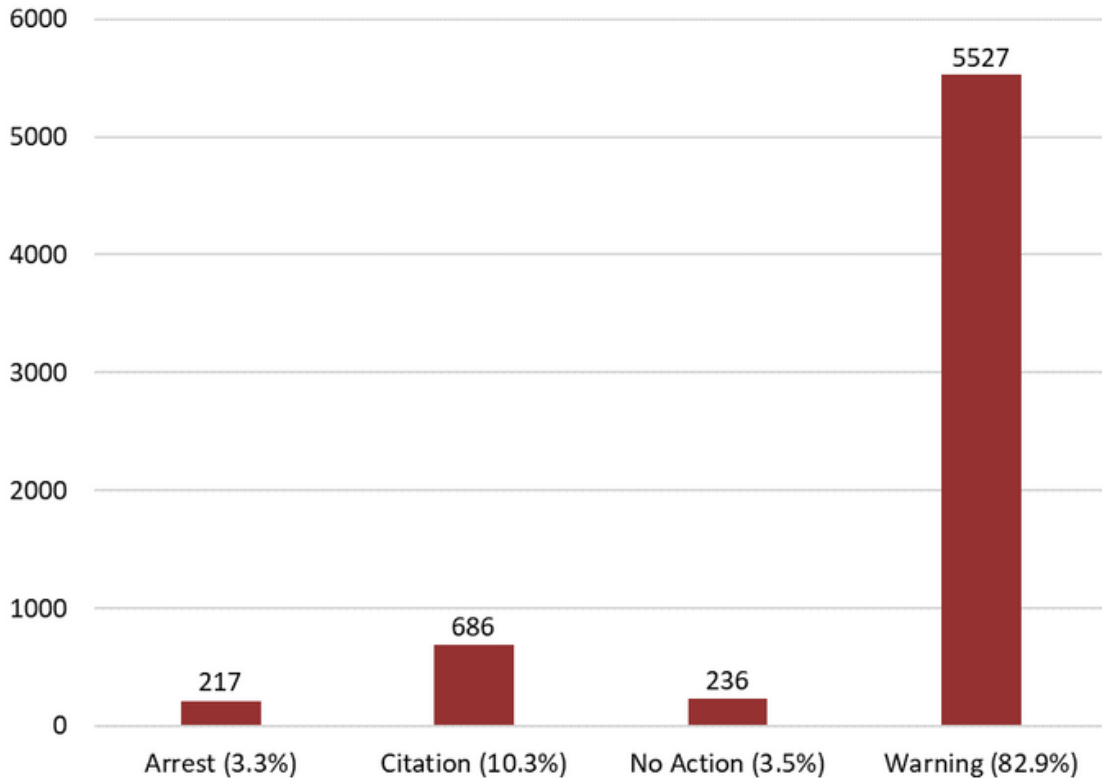
Perceived Race: Stop Entries

Below is the demographic breakdown of the 6,666 stop data entries collected.



Action Taken by Officer

Of the 6,666 stop data entries collected, 3.3% of the time an officer arrested the individual, 10.3% of the time an officer issued a citation, 82.9% of the time an officer gave a warning, and 3.5% of the time no actions occurred. Below shows the numbers of each action.



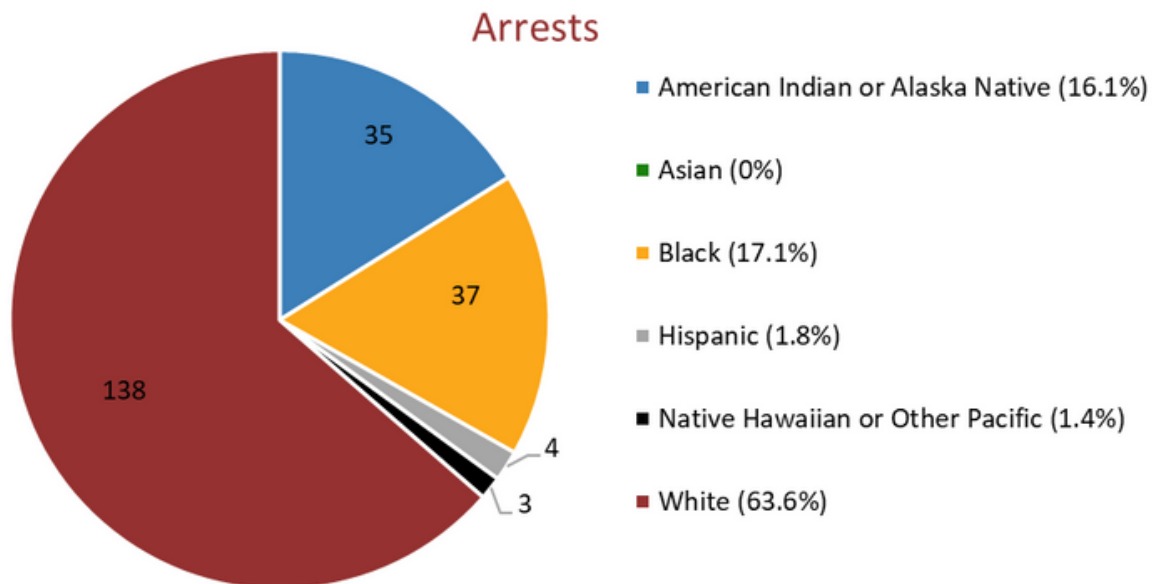
Of the 6,666 stop data entries collected, the demographic breakdown of Arrests and Citations are:

Arrests: White: 2.07%, Native Hawaiian or Other Pacific: 0.05%, Hispanic: 0.06%, Black: 0.56%, Asian: 0%, American Indian or Alaska Native: 0.53%

Citations: White: 7.59%, Native Hawaiian or Other Pacific: 0.02%, Hispanic: 0.09%, Black: 1.83%, Asian: 0.06%, American Indian or Alaska Native: 0.71%

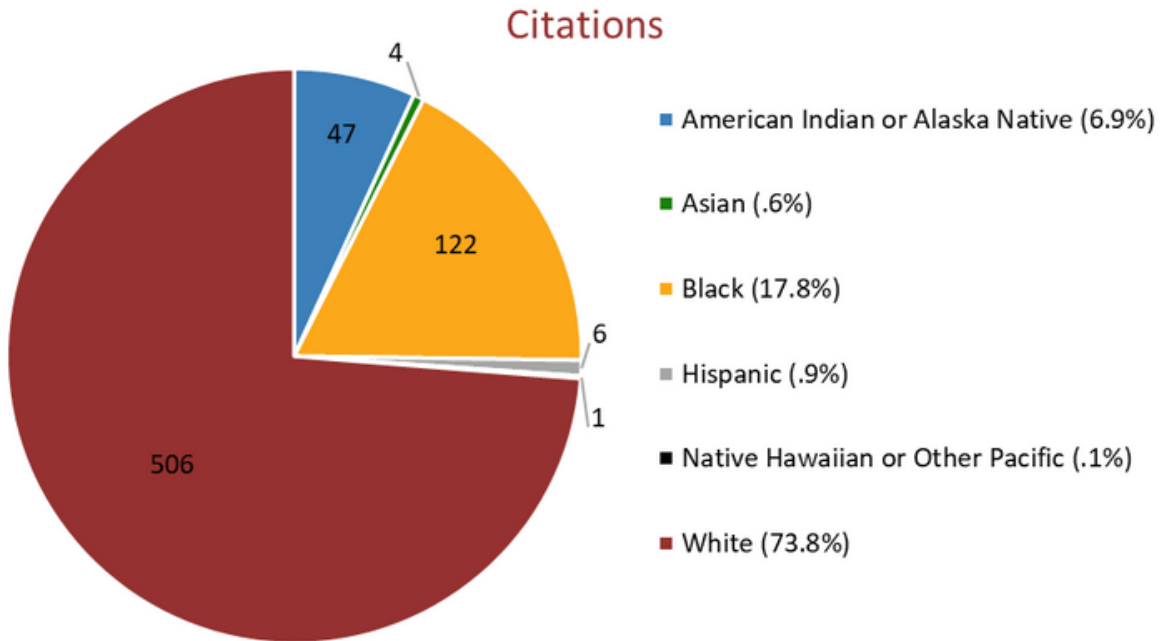
Perceived Race: Action Taken by Officer

Below is the demographic breakdown of the 217 arrests made (3.3% of all stops).



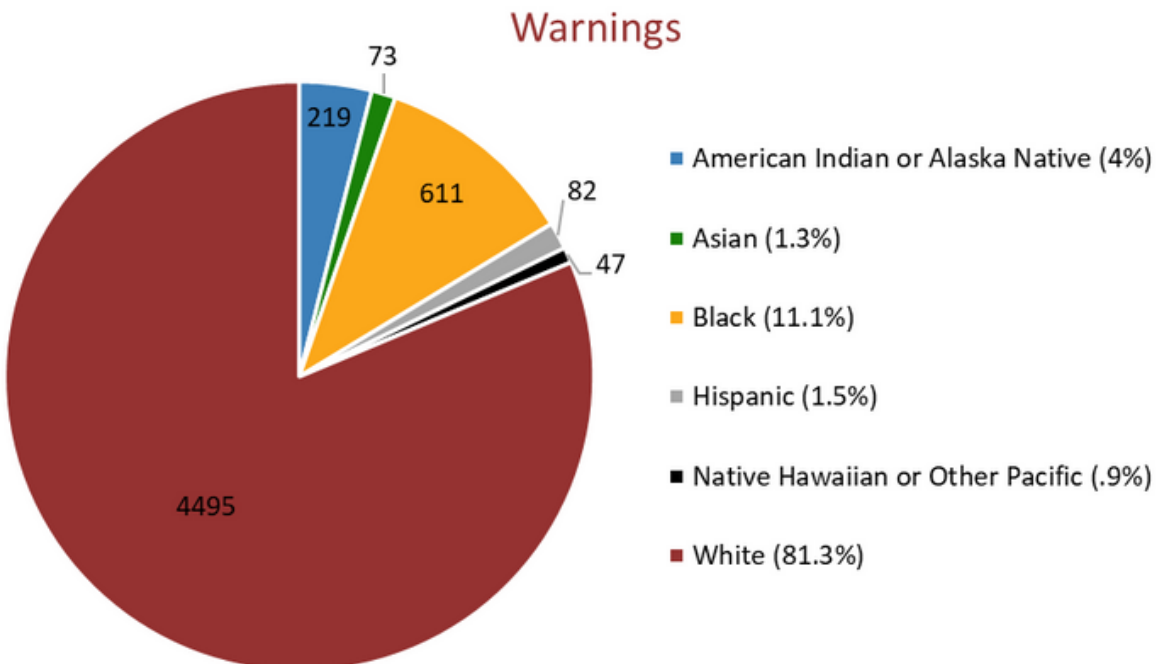
Perceived Race: Action Taken by Officer

Below is the demographic breakdown of the 686 citations given (10.3% of all stops).



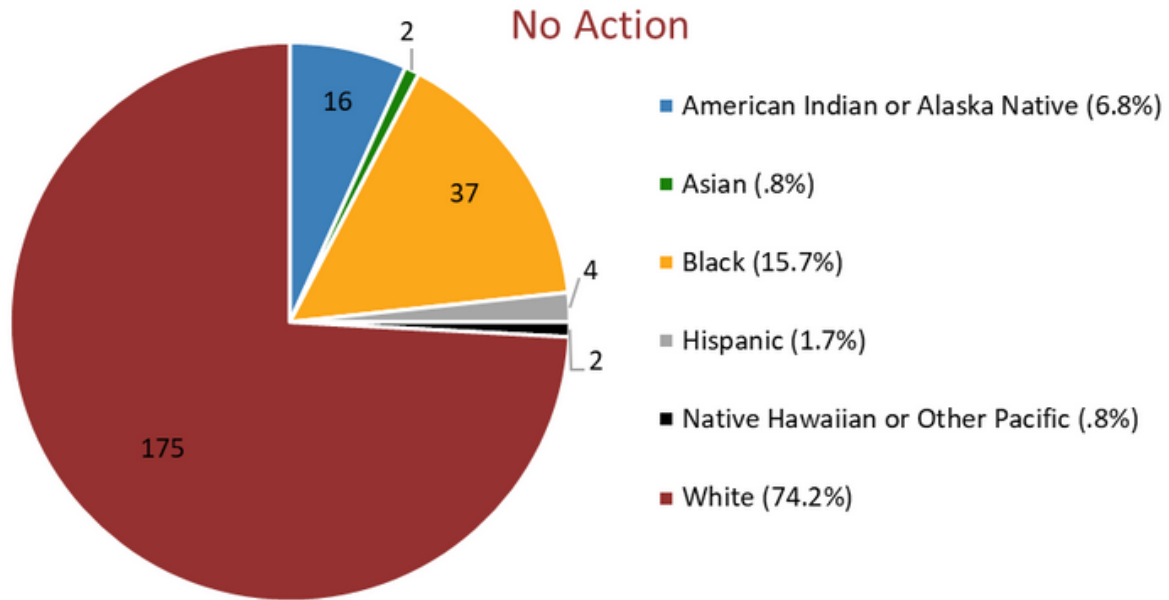
Perceived Race: Action Taken by Officer

Below is the demographic breakdown of the 5,527 warnings given (82.9% of all stops).



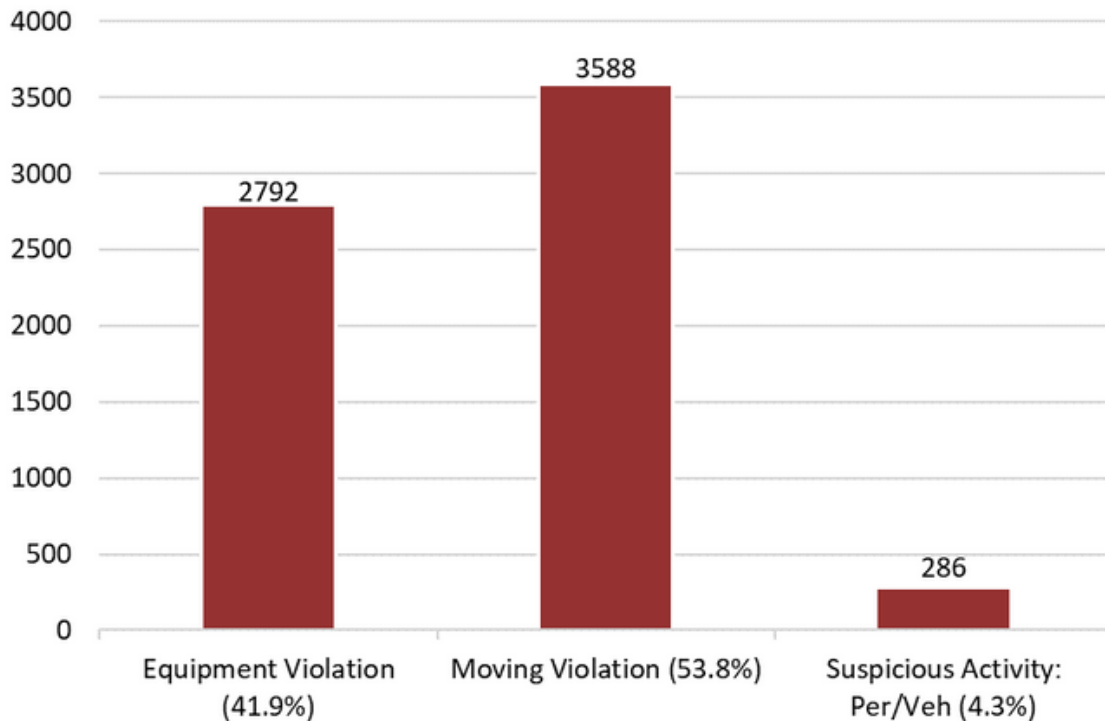
Perceived Race: Action Taken by Officer

Below is the demographic breakdown of the 236 times no actions occurred (3.5% of all stops).



Reason for Stops

Below is the breakdown of the three reasons a stop may be conducted. Reasons include: Equipment Violation, Moving Violation, and Suspicious Activity (Per/Veh).

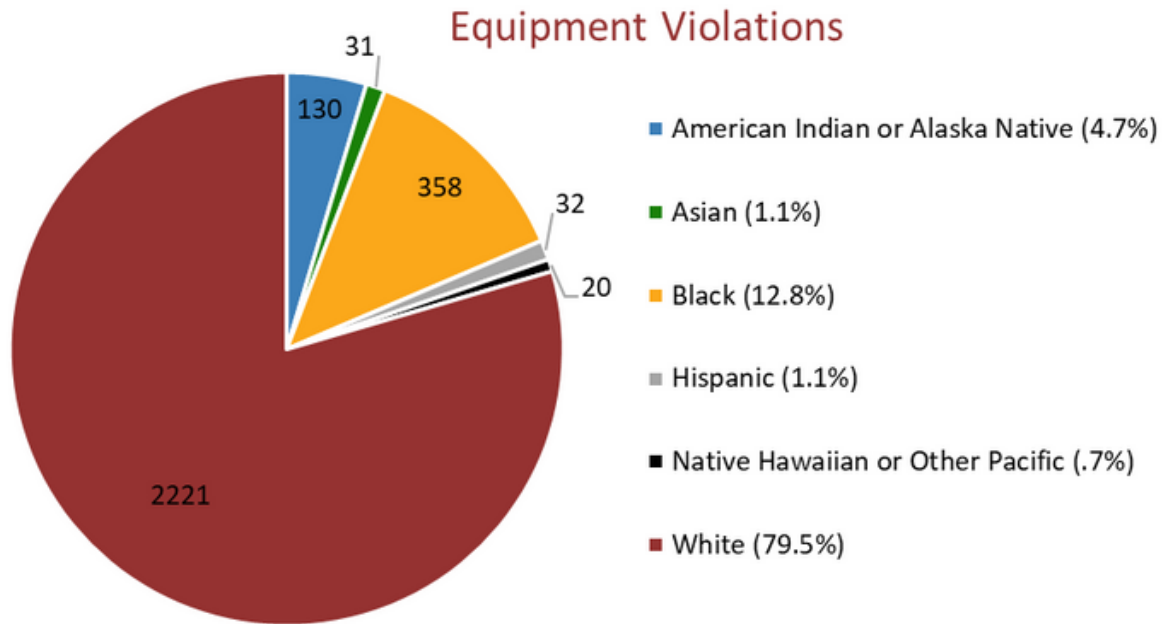


Of the 6,666 stop data entries collected, the demographic breakdown of reasons for stops are:

- Equipment Violation:** White: 33.3%, Native Hawaiian or Other Pacific: 0.3%, Hispanic: 0.5%, Black: 5.4%, Asian: 0.5%, American Indian or Alaska Native: 2.0%
- Moving Violation:** White: 43.5%, Native Hawaiian or Other Pacific: 0.4%, Hispanic: 0.9%, Black: 6.1%, Asian: 0.7%, American Indian or Alaska Native: 2.2%
- Suspicious Activity:** White: 2.9%, Native Hawaiian or Other Pacific: 0.08%, Hispanic: 0.06%, Black: 0.7%, Asian: 0%, American Indian or Alaska Native: 0.6%

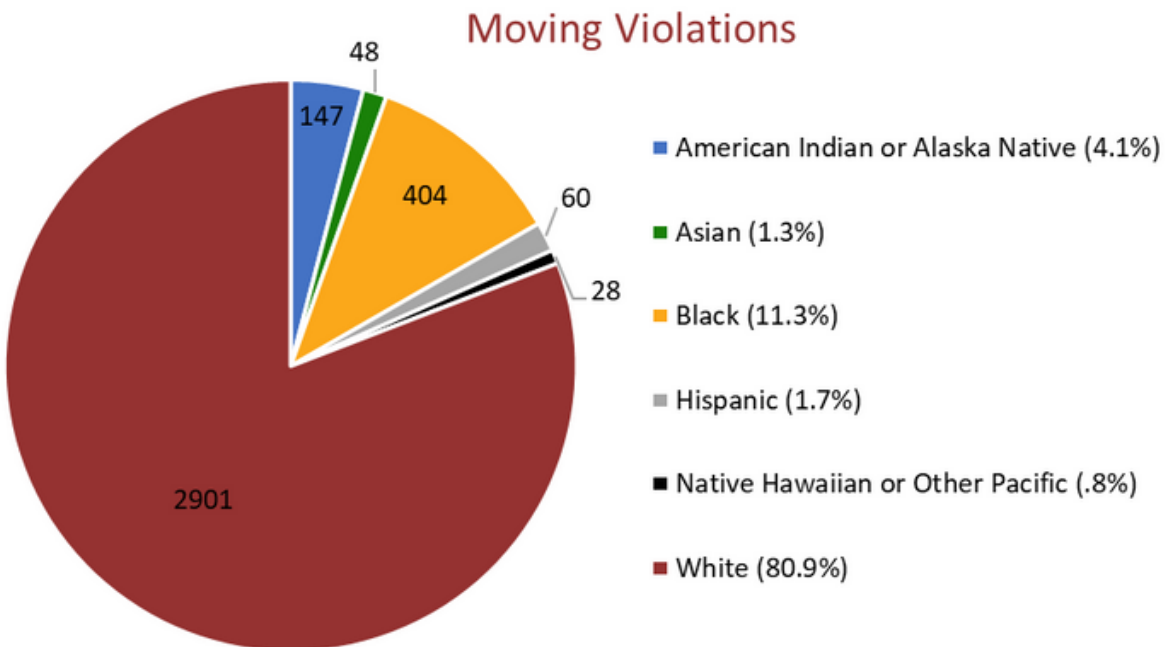
Perceived Race: Reason for Stop

Below is the demographic breakdown for the 2,792 Equipment Violations (41.9% of all stops).



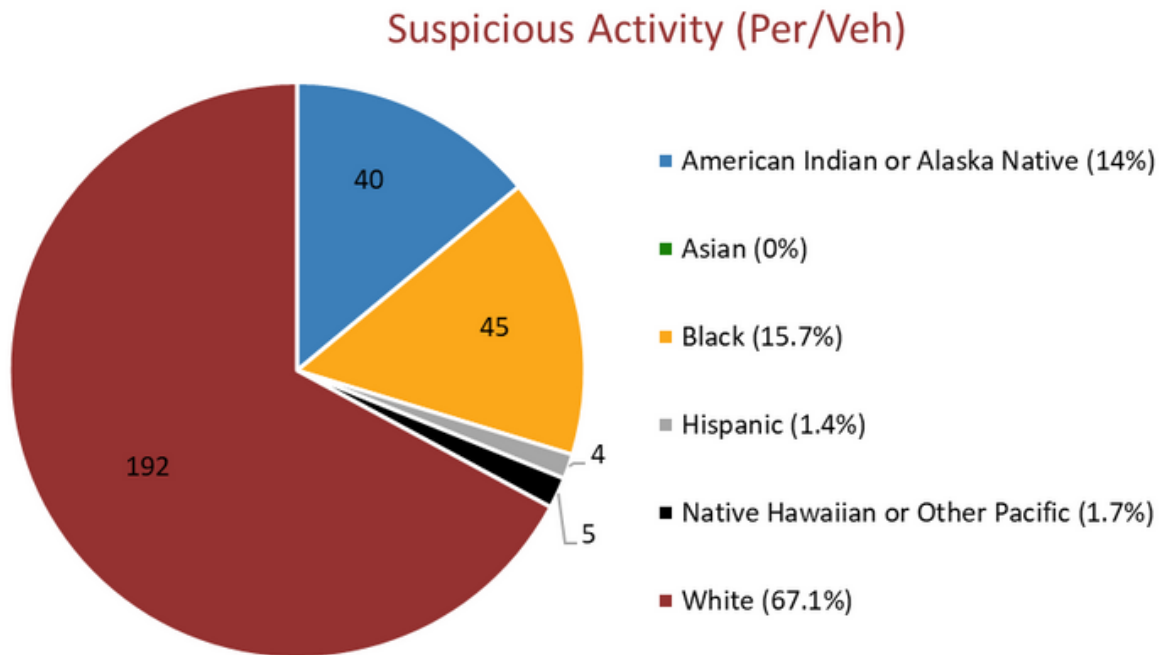
Perceived Race: Reason for Stop

Below is the demographic breakdown for the 3,588 Moving Violations (53.8% of all stops).



Perceived Race: Reason for Stop

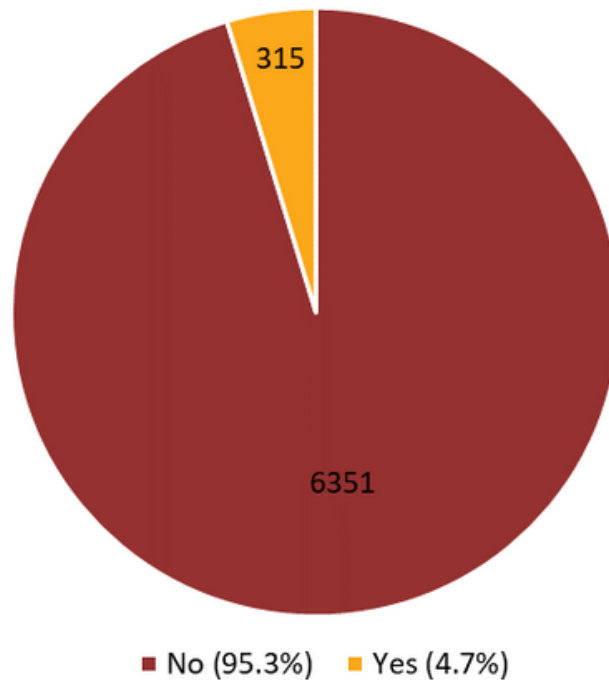
Below is the demographic breakdown for 286 Suspicious Activity (4.3% of all stops).



Search Conducted

Of the 6,666 stop data entries collected, a search was conducted 315 times.

Searches are conducted incident to arrest, to locate evidence of criminal activity, or if there is reasonable articulable suspicion of a crime occurring.

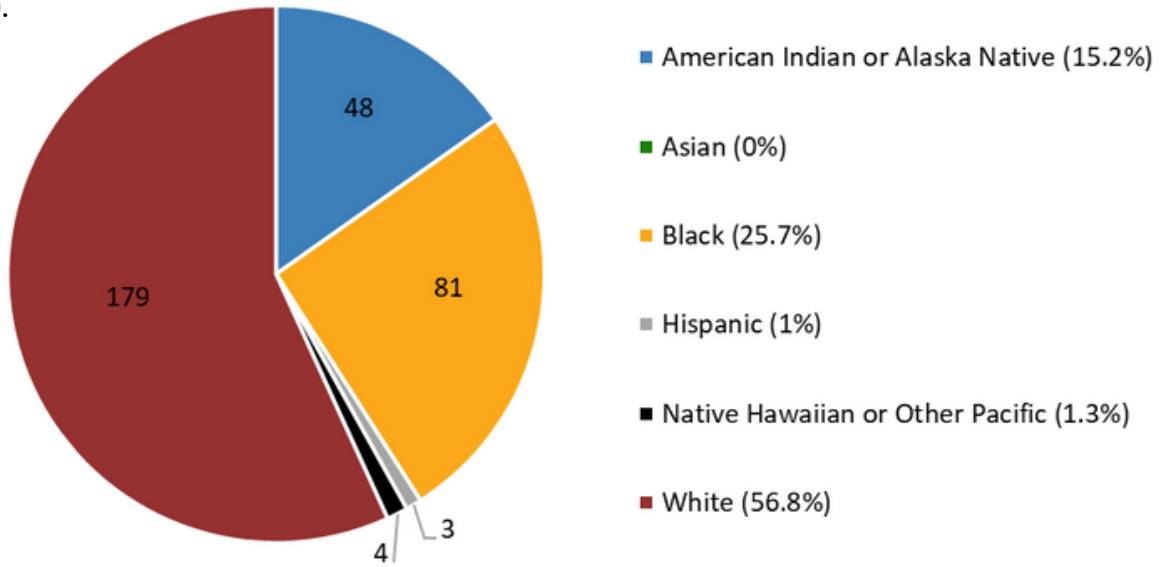


Of the 6,666 stop data entries collected, the demographic breakdown of searches are:

White: 2.7%, Native Hawaiian or Other Pacific: 0.1%, Hispanic: 0.05%, Black: 1.2%, Asian: 0%, American Indian or Alaska Native: 0.7%

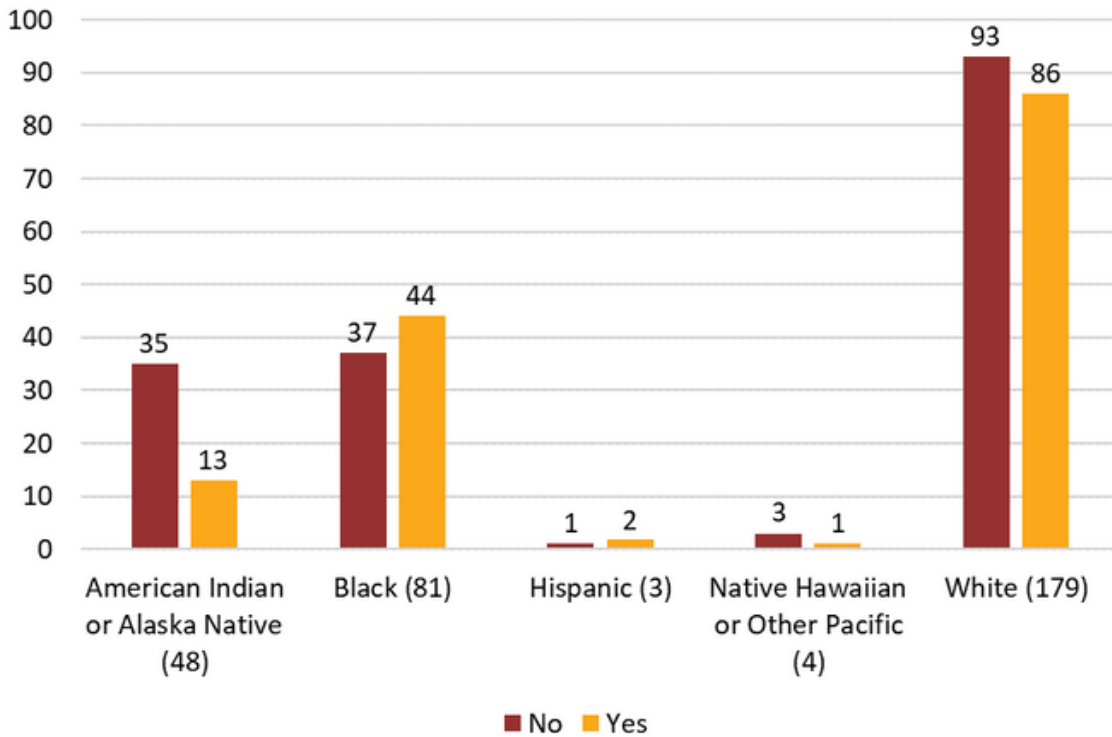
Perceived Race: Search Conducted

Below is the demographic breakdown of the 315 times a search was conducted (4.7% of all stops).



Perceived Race: Items Located

Of the 315 searches conducted that are detailed in the prior chart, 46% of those searches resulted in the location of an item. Below is a demographic breakdown of the searches that resulted in the location of an item. 'Items Located' is a required field in the stop data reporting.



	American Indian or Alaska Native (48)	Black (81)	Hispanic (3)	Native Hawaiian or Other Pacific (4)	White (179)
No (54%)	72.9%	45.7%	33.3%	75.0%	52.0%
Yes (46%)	27.1%	54.3%	66.7%	25.0%	48.0%

Technology, Transparency, and Accountability

Body Worn Cameras: Every sworn member at DPD is issued an Axon Body Worn Camera. This camera is activated whenever an officer has contact with an individual during a call for service. Recordings start 30 seconds before initiating the camera.




Dash Cameras: All squad cars have a camera that automatically begins recording when the lights are initiated, or when an officer activates it. Recordings start one minute before initiating the camera.



Rear Squad Cameras: All squad cars have a camera that begins recording once an individual is being transported, or the back doors of the squad car are open.



An officer conducts a traffic stop on a vehicle that was speeding.



Officer Kaylee McMullen fills out the required stop data form after conducting a traffic stop.

www.duluthmn.gov/police



@DuluthMNPolice

