

CITY OF DULUTH

-2012 through 2016-

CAPITAL IMPROVEMENT BUDGET AND FIVE YEAR PLAN



NOVEMBER 2011

Table of Contents

Capital Improvement Section Page No.

Introduction and Summaries	1
2012 Program Funding Sources	3
2012 - 2016 Project Summary	4
Five Year Program by Funding Source	7
Capital Improvement Program	
Five Year Plan	8
Specific Project Detail	9-14
Street and Bridge Reconstruction & Preservation Program	
Five Year Plan Funding Summary	15
Five Year Plan Project Summary	16
Specific Project Detail	17-39
Capital Utility Projects	
Five Year Plan	40
Specific Project Detail	41-45

Capital Equipment Section Page No.

Introduction and Summaries	46
2012 - 2016 Rolling Stock Bond Proposal	47
2012 Non-Rolling Stock Bond Proposal	48
2012 - 2016 Utility Funds Proposal	49

CAPITAL IMPROVEMENTS

- Capital Improvement Program-
- Street and Bridge Reconstruction & Preservation Program-
- Capital Utility Projects-

2012 through 2016

CAPITAL BUDGET AND PLAN

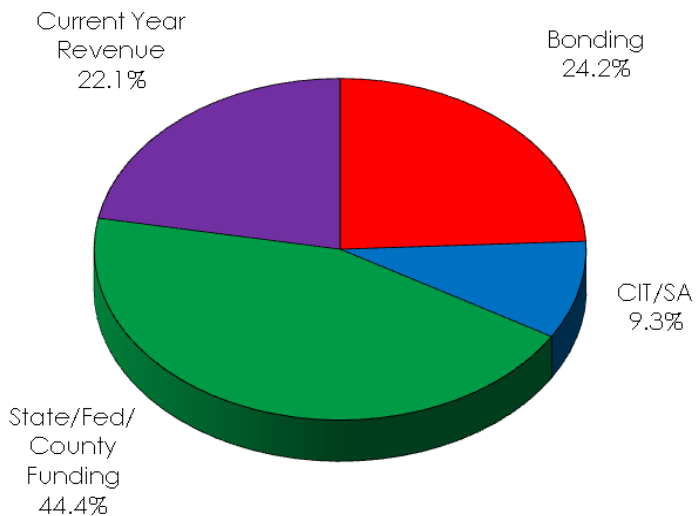
The City of Duluth's Capital Improvement Plan (CIP) is a plan for the development and maintenance of the city's "physical plant" covering items thought of as infrastructure – street, water, gas and sewer lines, bridges etc. as well as city facilities and property. Also included in this plan is the city's rolling stock equipment plan and budget, and the capital outlay budget items. Not included in the CIP at this time are non-street Community Development Block Grant projects; new development; Duluth Economic Development Authority (DEDA) projects; or projects of the city authorities of Spirit Mountain, Duluth Airport Authority, Duluth Transit Authority, or the Duluth Entertainment and Convention Center.

The City's Capital Improvement Budget and Plan addresses current and future improvements to the City's infrastructure, facilities, and properties by combining elements of both budgeting (current year needs) and planning (five year plan). The purpose of the CIP is two-fold: first, to prioritize and fund the most urgent needs in the coming year's budget; and secondly, to identify future capital needs with sufficient lead time so decisions may be made to our best advantage. This section presents a summary of the 2012 Capital Budget and the 2013 through 2016 Capital Improvement Plan, as well as a summary of the Capital Equipment Budget and Plan.

2012 Proposed Improvements

The 2012 CIP outlines projects funded in the Capital Projects Funds of Special Assessment, Permanent Improvement, Capital Improvement and Street Improvements. Also included are projects for the Water, Gas, Sewer and Stormwater utilities. The total proposed budget is \$37,077,200 consisting of an array of projects and funding sources. The chart below shows the breakdown of funding for the 2012 program.

Capital improvements are funded by the sale of a capital improvement bond in the amount of \$1,375,000; a federal grant of \$3,026,100; and a matching grant bond of \$956,500 for a combined program total of \$5,913,600.



The Street and Bridge Reconstruction and Preservation program for 2012 totals \$16,435,100. Funding sources include bonding; aids and grants; special assessments; utility bonds; and Community Investment Trust Fund - CITF. In recent years, the CITF has been used to fund the street preservation program targeting streets that are in moderate to fair conditions to extend the street's useful life. For 2012, a scaled back program of \$750,000 will be aimed at reducing potholes by capping streets.

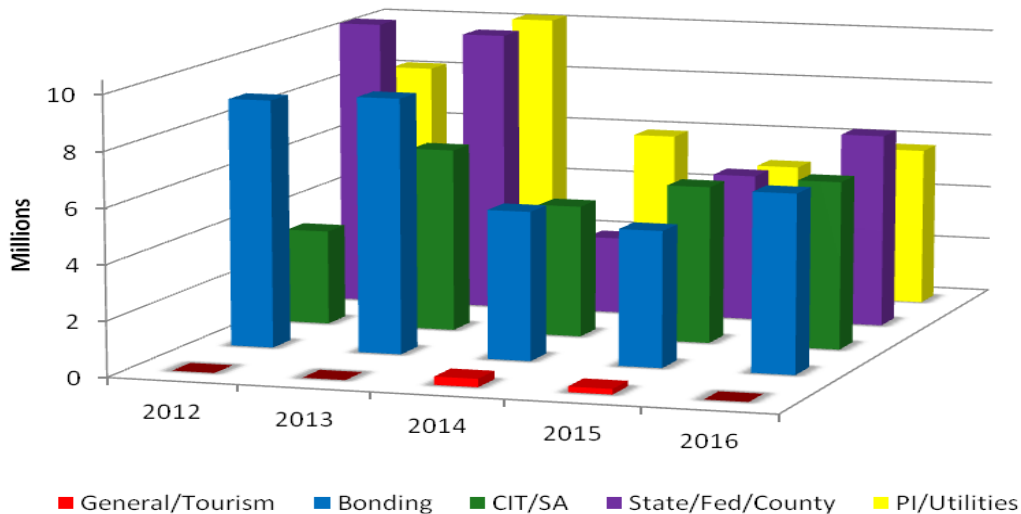
2012 Capital Utility Projects will be funded through aids and grants in the amount of \$4,329,200; utility bonds in the amount of \$4,582,300; and current year utility revenue of \$5,817,000 for a total of \$14,728,500.

Current Year Revenue	\$ 8,189,100
Bonding	\$ 8,993,800
CIT/SA	\$ 3,443,000
State/Fed County	<u>\$16,451,300</u>
Total 2012 Plan	\$37,077,200

Five Year Improvement Plan

The City has identified \$139.186 million in improvements along with funding sources over the course of the next five years. The General Fund contribution will total \$500,000 over the five year period. In addition, the City will bond for certain types of improvements as allowed in State Statute, as well as for trail improvements using grant money as the required match. For 2012, the City is proposing to bond \$1.375 million for capital improvements and \$956,500 for trails; for 2013, the figures are \$1.995 million and \$400,000 respectively. The proposed bond amounts for the remaining three years are \$1.985 million in 2014; \$1.915 in 2015; and \$1.555 million in 2016 for a combined five year total of \$10.181 million for improvements and trail bonds. Other sources include property tax dollars levied in the Permanent Improvement Fund for street and bridge projects totaling \$2.31 million with \$1.841 million to come from current year property tax revenues and the balance from prior year balances. The Utility Funds will finance \$32.8 million utilizing current year operating revenues, with an additional \$24.5 million to be financed with bonds over the five year period for a combined total of \$57.3 million for utilities.

The funding for the Neighborhood Street Improvement Program has changed from bonding annually to using Community Investment Trust Fund dollars for the annual program. This continues to be an important piece in the City's financial recovery as proposed by Mayor Ness. It moves the program away from bonding to pay as you go. Over the five year period represented by this plan, the city will use \$18,238,000 for this purpose. State funding is available for infrastructure projects, in the forms of municipal state aid and state bonding dollars for a five year total of \$21.9 million. Federal funding in the amount of \$18.5 million is part of the plan in the forms of Federal Recovery Act dollars, enhancement money and general dollars for trails, streets and infrastructure. Shown in the chart below are the various funding sources by year for the plan.



	2012	2013	2014	2015	2016	Total
General Fund	0	0	300,000	200,000	0	500,000
Bonding	8,993,800	9,245,000	5,385,000	4,915,000	6,455,000	34,993,800
SIF/CIT/SA	3,443,000	6,660,000	4,789,000	5,713,000	6,100,000	26,705,000
State/Federal/County	16,451,300	10,250,000	2,800,000	5,360,000	7,050,000	41,911,300
PI & Utilities	8,189,100	10,219,500	5,937,500	4,950,000	5,780,000	35,076,100
Total Plan	37,077,200	36,374,500	19,211,500	21,138,000	25,385,000	139,186,200

2012 Capital Improvement Program Funding Sources

	CIP/Grant Bond	Prior Yr Bond	PI/ Prior Yr PI	Aids/ Grants	SIF/CIF/ SA	Utility Bond	Utility Revenue	Total
Capital Improvement Program								
Buildings City-Wide	315,000							315,000
City Hall	810,000							810,000
Lakewalk & Munger Trails	956,500			3,582,100				4,538,600
Library	250,000							250,000
	<u>2,331,500</u>			<u>3,582,100</u>				<u>5,913,600</u>
Street & Bridge Reconstruction and Preservation Program								
Misc Annual Infrastructure			142,100	200,000	800,000			1,142,100
10th Avenue East				300,000				300,000
11th Avenue East Diagonal Parking					25,000			25,000
26th Avenue East Signals			10,000	40,000				50,000
46th Avenue West Signals			10,000	40,000				50,000
Anderson Road				1,500,000	188,000		570,000	2,258,000
Chris Jensen Road		280,000		280,000				560,000
Concrete Pavement Repairs				600,000				600,000
East 1st Street Retaining Wall				400,000				400,000
Fairmont Street Bridge L8516			250,000	250,000				500,000
Oxford/Livingston/Glenwood				2,500,000	500,000		826,000	3,826,000
Plum Street					80,000			80,000
Raleigh Street				230,000			30,000	260,000
Ridgeview Road				1,400,000				1,400,000
Riverside					1,850,000	1,800,000	334,000	3,984,000
Skyline Parkway Bridge			200,000	800,000				1,000,000
		<u>280,000</u>	<u>612,100</u>	<u>8,540,000</u>	<u>3,443,000</u>	<u>1,800,000</u>	<u>1,760,000</u>	<u>16,435,100</u>
Capital Utility Projects								
Amex Upgrades							250,000	250,000
Filtration Controls							140,000	140,000
Lakewood Sludge Removal							420,000	420,000
Water Main Replacement							450,000	450,000
Copper Risers							750,000	750,000
First Street Gas Project							1,000,000	1,000,000
Gas Capital Project							300,000	300,000
Gas Main Extensions							500,000	500,000
Lift Station Improvements							452,000	452,000
Manhole Adjustments							100,000	100,000
Sanitary Sewer Rehab/Reline							500,000	500,000
Clean Water Infrastructure				4,329,200		4,582,300		8,911,500
Miscellaneous Stormwater Projects							415,000	415,000
Storm Sewer Replacement							250,000	250,000
Brewery & Gray's Creek							290,000	290,000
Capital Utility Projects Total				<u>4,329,200</u>		<u>4,582,300</u>	<u>5,817,000</u>	<u>14,728,500</u>
GRAND TOTAL	<u>2,331,500</u>	<u>280,000</u>	<u>612,100</u>	<u>16,451,300</u>	<u>3,443,000</u>	<u>6,382,300</u>	<u>7,577,000</u>	<u>37,077,200</u>

2012-2016 Capital Improvement Program Project Summary

	2012	2013	2014	2015	2015	TOTAL
Capital Improvement Program						
Furnace/Boiler Replacements			150,000	175,000	175,000	500,000
Masonry Repair	150,000	150,000	150,000	150,000	150,000	750,000
Storage Buildings		75,000				75,000
Security/Entry Systems		125,000				125,000
Facility Needs Priorities	165,000	400,000	950,000	1,000,000	1,000,000	3,515,000
Modernization/Remodeling	110,000	110,000	110,000	110,000	110,000	550,000
Window Replacement	500,000					500,000
Switch Closet Air Conditioning	200,000					200,000
Firehall #1 Masonry			50,000			50,000
Firehall #1 Remodel		250,000				250,000
Firehall #2 Window Replacement					120,000	120,000
Firehall #2 Roof Replacement			250,000			250,000
Firehall #4 & 7 Brick Repair			100,000			100,000
Firehall #10 Apparatus Bay Floor & Upgrade		130,000				130,000
Firehall Carpet Replacement		55,000				55,000
Firehall Furnace Replacements				50,000		50,000
Firehall Keyless Entry System			100,000			100,000
Firehall Overhead Doors		100,000	75,000	120,000		295,000
Firehall Roof Replacements				250,000		250,000
Firehall Structural Access Approaches		50,000				50,000
Firehall Ventilation		100,000	50,000	60,000		210,000
Lakewalk	1,851,400					1,851,400
Munger Trail	2,687,200	900,000	800,000	700,000		5,087,200
Library Mechanical Systems	250,000	300,000				550,000
Solar and Green Roof		150,000				150,000
Capital Improvement Program Total	5,913,600	2,895,000	2,785,000	2,615,000	1,555,000	15,763,600

2012-2016 Capital Improvement Program Project Summary

	2012	2013	2014	2015	2015	TOTAL
Street & Bridge Reconstruction and Preservation Program						
Misc Annual Infrastructure	1,142,100	770,000	580,000	680,000	350,000	3,522,100
3rd Street Bridge 91143				640,000		640,000
10th Avenue East	300,000	2,672,000				2,972,000
11th Avenue East Diagonal Parking	25,000					25,000
26th Avenue East Signals	50,000	418,700				468,700
27th Avenue West		300,000	2,690,000			2,990,000
40th Avenue West			321,500			321,500
43rd Avenue East					50,000	50,000
45th Avenue East		941,000				941,000
46th Avenue West Signals	50,000	418,800				468,800
47th Avenue East				1,183,500		1,183,500
52nd Avenue East				762,500		762,500
63rd Avenue West Bridge L3140				420,000		420,000
Aerial Lift Bridge		5,000,000				5,000,000
Anderson Road	2,258,000					2,258,000
Bristol Street Bridge L8485					300,000	300,000
Carver Avenue			289,500			289,500
Central Avenue Bridge L88550				450,000		450,000
Chambersberg				684,000		684,000
Chris Jensen Road	560,000					560,000
Concrete Pavement Repairs	600,000					600,000
Congdon Blvd			2,320,500			2,320,500
Decker Road				1,085,000		1,085,000
Downtown Area Brick Reconstruction		50,000	550,000		7,800,000	8,400,000
Duluth Heights Connector					5,700,000	5,700,000
East 1st Street Retaining Wall	400,000					400,000
Eklund Avenue			297,500			297,500
Fairmont Street Bridge L8516	500,000					500,000
Lakeside - Lower West				160,000	1,935,000	2,095,000
Maxwell Avenue				452,500		452,500
Norton Road		1,210,000				1,210,000
Oxford Street Bridge L9419					300,000	300,000
Oxford/Livingston/Glenwood	3,826,000					3,826,000
Pleasant View		739,000				739,000
Plum Street	80,000					80,000
Raleigh Street	260,000	2,656,000				2,916,000
Redwing Street				600,500		600,500
Ridgeview Road	1,400,000					1,400,000
Riverside	398,400	4,034,000				8,018,000
Skyline Parkway		880,000		490,000	1,130,000	2,500,000
Skyline Parkway Bridge	1,000,000					1,000,000
Toledo Avenue Bridge L8496			150,000			150,000
Triggs Avenue Bridge L5833			150,000			150,000
West First Street Reconstruct			300,000	4,450,000		4,750,000
West Superior Street			702,500			702,500
Street, Bridge and Preservation Total	16,435,100	20,089,500	8,351,500	12,058,000	17,565,000	74,499,100

2012-2016 Capital Improvement Program Project Summary

	2012	2013	2014	2015	2015	TOTAL
Capital Utility Projects						
57th Avenue West		750,000				750,000
Amex Upgrades	250,000					250,000
Backwash MCC at Water Plant		610,000				610,000
Building & Structure Repairs				100,000	100,000	200,000
Filtration Controls	140,000					140,000
Intake Screen Repairs			100,000			100,000
Lakewood Pump Station upgrade		75,000				75,000
Lakewood Sludge Removal	420,000	400,000				820,000
Middle Pump Station				2,000,000		2,000,000
Pump House Roof			650,000			650,000
Switch Gear		280,000				280,000
Water Filter Upgrades			1,800,000	440,000	440,000	2,680,000
Water Main Replacement	450,000	1,500,000	1,000,000	1,000,000	1,000,000	4,950,000
Water Plant electrical upgrades			1,600,000			1,600,000
West Duluth Reservoir		5,000,000				5,000,000
Woodland Booster Station					2,000,000	2,000,000
Copper Risers	750,000	750,000				1,500,000
First Street Gas Project	1,000,000	600,000				1,600,000
Gas Capital Project	300,000	500,000	500,000	500,000	500,000	2,300,000
Gas Main Extensions	500,000	500,000	500,000	500,000	500,000	2,500,000
Lift Station Improvements	452,000	675,000	400,000	400,000	450,000	2,377,000
Manhole Adjustments	100,000	100,000	100,000	100,000	100,000	500,000
Sanitary Sewer Rehab/Reline	500,000	750,000	750,000	750,000	750,000	3,500,000
Clean Water Infrastructure	8,911,500					8,911,500
Miscellaneous Stormwater Projects	415,000	400,000	175,000	175,000	175,000	1,340,000
Storm Sewer Replacement	250,000	250,000	250,000	250,000	250,000	1,250,000
Brewery & Gray's Creek	290,000	250,000	250,000	250,000		1,040,000
Capital Utility Projects Total	14,728,500	13,390,000	8,075,000	6,465,000	6,265,000	48,923,500
GRAND TOTAL	37,077,200	36,374,500	19,211,500	21,138,000	25,385,000	139,186,200

5 YEAR CAPITAL IMPROVEMENTS PROGRAM BY FUNDING SOURCE

	2012	2013	2014	2015	2016	TOTAL
Capital Improvement Bond	1,375,000	1,995,000	1,985,000	1,915,000	1,555,000	8,825,000
Matching Grant Bond	956,500	400,000				1,356,500
Prior Year Bond	280,000					280,000
General Fund - Current Year Revenue			300,000	200,000		500,000
Permanent Improvement Fund	142,100	407,500	510,000	180,000	600,000	1,839,600
Prior Year Permanent Improvement	470,000					470,000
Federal Grants	5,426,100	6,550,000	500,000	2,050,000	4,000,000	18,526,100
State Funding						
MSA	4,410,000	3,700,000	2,300,000	2,680,000	3,050,000	16,140,000
Cleanwater Infrastructure Fund	4,329,200					4,329,200
State Bonding	250,000			630,000		880,000
DNR	556,000					556,000
St Louis County	1,480,000					1,480,000
Street Improvement Fund	1,571,000					1,571,000
Community Investment Trust Fund	750,000	4,767,000	3,356,000	4,515,000	4,850,000	18,238,000
Special Assessment	1,122,000	1,893,000	1,433,000	1,198,000	1,250,000	6,896,000
Utilities - Bonding						
Water	800,000	5,850,000	3,400,000	3,000,000	3,400,000	16,450,000
Sewer	1,000,000	1,000,000			1,500,000	3,500,000
Clean Water	4,582,300					4,582,300
Utilities - Current Year Revenue						
Water	1,946,000	3,721,000	2,012,500	1,620,000	1,965,000	11,264,500
Gas	2,620,000	2,470,000	1,000,000	1,000,000	1,050,000	8,140,000
Sewer	1,472,000	2,057,000	1,620,000	1,400,000	1,610,000	8,159,000
Stormwater	1,539,000	1,564,000	795,000	750,000	555,000	5,203,000
TOTAL ALL FUNDING SOURCES	37,077,200	36,374,500	19,211,500	21,138,000	25,385,000	139,186,200

Capital Improvement Program

2012 through 2016

Capital Improvement Program Summary

The Capital Improvement Program is the principal funding program the City uses to make large, planned improvements and corrections to its building inventory and infrastructure. It traditionally consists of funding from general obligation bonds for city hall, public safety facilities, libraries and public works facilities. General Fund supported CIP is used in funding those structures not eligible for bond support, typically Parks & Recreation structures. The City maintains 150 structures and 93 parks. It has approximately 49 miles of trails, walkways, and paths also requiring services for improvements and maintenance. With an average age of over 40 years, these structures require continued accessibility and code compliance efforts. The program is funded through the sale of general obligation bonds, current year operating revenues from the General Fund, Federal and State grants awarded for specific projects.

Projects	2012	2013	2014	2015	2016	Total
Buildings City-Wide	315,000	750,000	1,250,000	1,325,000	1,325,000	4,965,000
City Hall	810,000	110,000	110,000	110,000	110,000	1,250,000
Fire	-	685,000	625,000	480,000	120,000	1,910,000
Lakewalk & Munger Trail	4,538,600	900,000	800,000	700,000		6,938,600
Library	250,000	300,000				550,000
Maintenance Shop		150,000				150,000
Total	5,913,600	2,895,000	2,785,000	2,615,000	1,555,000	15,763,600

Funding	2012	2013	2014	2015	2016	Total
General Fund			300,000	200,000		500,000
Capital Improvement Bond	1,375,000	1,995,000	1,985,000	1,915,000	1,555,000	8,825,000
Matching Grant Bond	956,500	400,000				1,356,500
Federal Grants	3,026,100	500,000	500,000	500,000		4,526,100
State Grants	556,000					556,000
Total	5,913,600	2,895,000	2,785,000	2,615,000	1,555,000	15,763,600

Buildings City-Wide

Description:

It is important to maintain a city-wide program of furnace/boiler replacement and accessibility compliance for structures . structures. Many remote sites need masonry tuck pointing; this is our primary point of water migration into finished spaces. We have damaged window heads, sills and parapets which need repairs under this funding. Additionally, many remote sites are being heated with boilers or furnaces which are 20 years old and beyond. Replacing these with modern, high efficient units with electronic controls can realize 15% annual energy savings over the continued life of the structure.

There is a city wide need for a cold storage facility to serve all departments. Consolidation and centralization of all files, equipment and facility furnishings will allow development of standardized filing and reduce staff time on recovering same.

Project	2012	2013	2014	2015	2016	Total
Furnace/Boiler Replacements			150,000	175,000	175,000	500,000
Masonry Repair	150,000	150,000	150,000	150,000	150,000	750,000
Storage Buildings		75,000				75,000
Security/Entry Systems		125,000				125,000
Facility Needs Priorities	165,000	400,000	950,000	1,000,000	1,000,000	3,515,000
Total	<u>315,000</u>	<u>750,000</u>	<u>1,250,000</u>	<u>1,325,000</u>	<u>1,325,000</u>	<u>4,965,000</u>

Funding	2012	2013	2014	2015	2016	Total
Capital Improvement Bond	315,000	750,000	1,250,000	1,325,000	1,325,000	4,965,000
Total	<u>315,000</u>	<u>750,000</u>	<u>1,250,000</u>	<u>1,325,000</u>	<u>1,325,000</u>	<u>4,965,000</u>

City Hall

Description:

City Hall windows were installed in the mid 1970's under less than optimal window manufacturing conditions. All sashes are warped and require staff to manually close during the fall season change.

Projects include:

- Continuing four year plan to replace 32 year old windows
- Modernize to accommodate reorganizations and department consolidations
- Replace main entry doors
- Paint metal frieze at the exterior
- Install air conditioning for elevator switch board

Project	2012	2013	2014	2015	2016	Total
Modernization/Remodeling	110,000	110,000	110,000	110,000	110,000	550,000
Window Replacement	500,000					500,000
Switch Closet Air Conditioning	200,000					200,000
Total	810,000	110,000	110,000	110,000	110,000	1,250,000

Funding	2012	2013	2014	2015	2016	Total
Capital Improvement Bond	810,000	110,000	110,000	110,000	110,000	1,250,000

Fire Department

Description:

Over the next five years, the City is proposing to invest almost \$1.9 million in repair and maintenance projects, and energy improvements at firehalls throughout the City. Repair and maintenance projects consist of masonry and brick repair; remodeling and carpeting; and driveway overlays as necessary. Energy improvements consist of installing new windows and overhead doors, as well as replacing furnaces and roofs. Improvements in the ventilation systems in various firehalls continues the effort to install capture at source systems to reclaim diesel exhaust from apparatus upon start.

Project	2012	2013	2014	2015	2016	Total
Firehall #1 Masonry			50,000			50,000
Firehall #1 Remodel		250,000				250,000
Firehall #2 Roof Replacement			250,000			250,000
Firehall #2 Window Replacement					120,000	120,000
Firehall #4 & 7 Brick Repair			100,000			100,000
Firehall #10 Floor & Upgrade		130,000				130,000
Structural Access Approaches		50,000				50,000
Carpet Replacement		55,000				55,000
Furnace Replacements				50,000		50,000
Roof Replacements				250,000		250,000
Keyless Entry System			100,000			100,000
Overhead Doors		100,000	75,000	120,000		295,000
Ventilation		100,000	50,000	60,000		210,000
Total	-	685,000	625,000	480,000	120,000	1,910,000

Funding	2012	2013	2014	2015	2016	Total
Capital Improvement Bond	-	685,000	625,000	480,000	120,000	1,910,000

Lakewalk and Munger Trails

Description:

Lakewalk is a combination of a \$1.2 million federal transportation enhancement grant, a \$381,000 state grant, and the City's match for engineering, right of way acquisition, and construction. This continues the successful extension of this vital recreation and commuting trail from 60th Avenue East to Brighton Beach, following the North Shore Railroad right of way.

The 2012 Munger Trail project is a combination of a \$1.8 million federal grant, a \$175,000 state grant and the City's match for engineering, right of way acquisition, design to 24th Avenue West and construction of the trail from Pulaski to 37th Avenue West.

Project	2012	2013	2014	2015	2016	Total
Lakewalk	1,851,400					1,851,400
Munger Trail	2,687,200	900,000	800,000	700,000		5,087,200
Total	4,538,600	900,000	800,000	700,000	-	6,938,600

Funding	2012	2013	2014	2015	2016	Total
Federal Grant	3,026,100	500,000	500,000	500,000		4,526,100
State Grant	556,000					556,000
Matching Grant Bond	956,500	400,000				1,356,500
General Fund			300,000	200,000		500,000
Total	4,538,600	900,000	800,000	700,000	-	6,938,600

Library

Description:

The main library mechanical system is the original installation and has not seen major energy modifications or maintenance upgrades since its installation. Current energy demands, coupled with increased air quality concerns necessitate a review, cleaning and upgrade to mechanical equipment, controls and delivery components. As part of these improvements, the building envelope will be addressed in terms of improving energy efficiency and overall building performance.

An estimated savings of 10% annually in fuel/energy consumption at this building alone will result in operating savings of approximately \$14,000 annually, based on today's energy costs and current consumption.

Project	2012	2013	2014	2015	2016	Total
Mechanical Systems	250,000	300,000				550,000
Total	<u>250,000</u>	<u>300,000</u>	<u>-</u>	<u></u>	<u></u>	<u>550,000</u>

Funding	2012	2013	2014	2015	2016	Total
Capital Improvement Bond	250,000	300,000	-			550,000
Total	<u>250,000</u>	<u>300,000</u>	<u>-</u>	<u></u>	<u></u>	<u>550,000</u>

Maintenance Shop

Description:

In our city's ongoing effort to honor commitments to Cities for Climate Protection (CCP) and Early Adopters (EAP), and continued efforts to move toward sustainable maintenance models, we are replacing the aged EPDM roof (delayed the last 4 years due to funding limits) with the "Green Roof" concept of replacement.

Solar energy would be added to take care of this buildings domestic hot water needs. This would be the final step in modernizing our HVAC system in this structure and compliments the high efficiency, modulating condensing boilers added in 2010.

Project	2012	2013	2014	2015	2016	Total
Solar and Green Roof		150,000				150,000
Total		<u>150,000</u>				<u>150,000</u>

Funding	2012	2013	2014	2015	2016	Total
Capital Improvement Bond		150,000				150,000

Street and Bridge Reconstruction & Preservation Program

2012 through 2016

Street & Bridge Reconstruction and Preservation Program Summary

Description:

This program includes street and bridge reconstruction and preservation projects that have various funding sources to include municipal state aid, state bridge bond, federal, permanent improvement or Community Investment Fund sources.

Reconstruction projects consist of the removal of existing road and subgrade, and placement of new granular base and surface, including new curb and gutter and sidewalk. The existing utilities are also replaced as appropriate, depending on age and condition.

Preservation of existing surfaces can include one of several techniques depending on the surface type, age of the pavement and condition, and the subgrade material. These techniques include mill and overlay, reconditioning, reclamation, or concrete pavement rehabilitation. The preservation program is a strategically planned, engineering based program to arrest light deterioration, retard progressive failures, reduce the need for ongoing maintenance, and maintain the existing roadway system. It is a series of cost effective maintenance strategies to delay the onset of predicted distress and prolong pavement life.

Funding	2012	2013	2014	2015	2016	Total
Community Investment Fund	750,000	4,767,000	3,356,000	4,515,000	4,850,000	18,238,000
Street Improvement Fund	1,571,000					1,571,000
Special Assessment	1,122,000	1,893,000	1,433,000	1,198,000	1,250,000	6,896,000
Permanent Improvement	142,100	407,500	510,000	180,000	600,000	1,839,600
Prior Year PI	470,000					470,000
Federal	2,400,000	6,050,000		1,550,000	4,000,000	14,000,000
MSA	4,410,000	3,700,000	2,300,000	2,680,000	3,050,000	16,140,000
State Bond	250,000			630,000		880,000
St. Louis County	1,480,000					1,480,000
Water	686,000	606,000	262,500	80,000	425,000	2,059,500
Water Bond	800,000	850,000		1,000,000	1,400,000	4,050,000
Gas	70,000	120,000			50,000	240,000
Sewer	470,000	332,000	420,000	200,000	360,000	1,782,000
Sewer Bond	1,000,000	1,000,000			1,500,000	3,500,000
Storm	534,000	364,000	70,000	25,000	80,000	1,073,000
Prior Year Bond	280,000					280,000
Total	16,435,100	20,089,500	8,351,500	12,058,000	17,565,000	74,499,100

Street & Bridge Reconstruction and Preservation Program Summary

Project	2012	2013	2014	2015	2016	Total
Misc Annual Infrastructure	1,142,100	770,000	580,000	680,000	350,000	3,522,100
3rd Street Bridge 91143				640,000		640,000
10th Avenue East	300,000	2,672,000				2,972,000
11th Avenue East Diagonal Parking	25,000					25,000
26th Avenue East Signals	50,000	418,700				468,700
27th Avenue West		300,000	2,690,000			2,990,000
40th Avenue West			321,500			321,500
43rd Avenue East					50,000	50,000
45th Avenue East		941,000				941,000
46th Avenue West Signals	50,000	418,800				468,800
47th Avenue East				1,183,500		1,183,500
52nd Avenue East				762,500		762,500
63rd Avenue West Bridge L3140				420,000		420,000
Aerial Lift Bridge Painting		5,000,000				5,000,000
Anderson Road	2,258,000					2,258,000
Bristol Street Bridge L8485					300,000	300,000
Carver Avenue			289,500			289,500
Central Avenue Bridge L88550				450,000		450,000
Chambersberg				684,000		684,000
Chris Jensen Road	560,000					560,000
Concrete Pavement Repairs	600,000					600,000
Congdon Blvd			2,320,500			2,320,500
Decker Road				1,085,000		1,085,000
Downtown Area Brick Reconstruction		50,000	550,000		7,800,000	8,400,000
Duluth Heights Connector					5,700,000	5,700,000
East 1st Street Retaining Wall	400,000					400,000
Eklund Avenue			297,500			297,500
Fairmont Street Bridge L8516	500,000					500,000
Lakeside - Lower West				160,000	1,935,000	2,095,000
Maxwell Avenue				452,500		452,500
Norton Road		1,210,000				1,210,000
Oxford Street Bridge L9419					300,000	300,000
Oxford/Livingston/Glenwood	3,826,000					3,826,000
Pleasant View		739,000				739,000
Plum Street	80,000					80,000
Raleigh Street	260,000	2,656,000				2,916,000
Redwing Street				600,500		600,500
Ridgeview Road	1,400,000					1,400,000
Riverside	3,984,000	4,034,000				8,018,000
Skyline Parkway		880,000		490,000	1,130,000	2,500,000
Skyline Parkway Bridge	1,000,000					1,000,000
Toledo Avenue Bridge L8496			150,000			150,000
Triggs Avenue Bridge L5833			150,000			150,000
West First Street Reconstruct			300,000	4,450,000		4,750,000
West Superior Street			702,500			702,500
Street Reconstruction & Bridge Total	16,435,100	20,089,500	8,351,500	12,058,000	17,565,000	74,499,100

Miscellaneous Annual Infrastructure

Description:

Miscellaneous annual infrastructure projects include those that are funded by the permanent improvement property tax levy and limited use of special assessments to the affected property owner. Permanent improvement projects are generally limited to intersections, bridges and other items that are not eligible for other funding sources. These projects include repair or replacement of the brick streets and sidewalks, a portion of the patch program, one way street conversions, retaining wall and guard rail repair.

Project	2012	2013	2014	2015	2016	Total
Permanent Improvements	62,100	190,000	-	100,000	-	352,100
Patch & Sidewalks	330,000	230,000	230,000	230,000	-	1,020,000
Pothole Reduction Program	750,000	350,000	350,000	350,000	350,000	2,150,000
Total	1,142,100	770,000	580,000	680,000	350,000	3,522,100

Funding	2012	2013	2014	2015	2016	Total
Community Investment Fund	750,000	350,000	380,000	350,000	350,000	2,180,000
Federal - CDBG	200,000	100,000	-	100,000	-	400,000
PI Fund	142,100	270,000	160,000	180,000	-	752,100
Special Assessment	50,000	50,000	40,000	50,000	-	190,000
Total	1,142,100	770,000	580,000	680,000	350,000	3,522,100

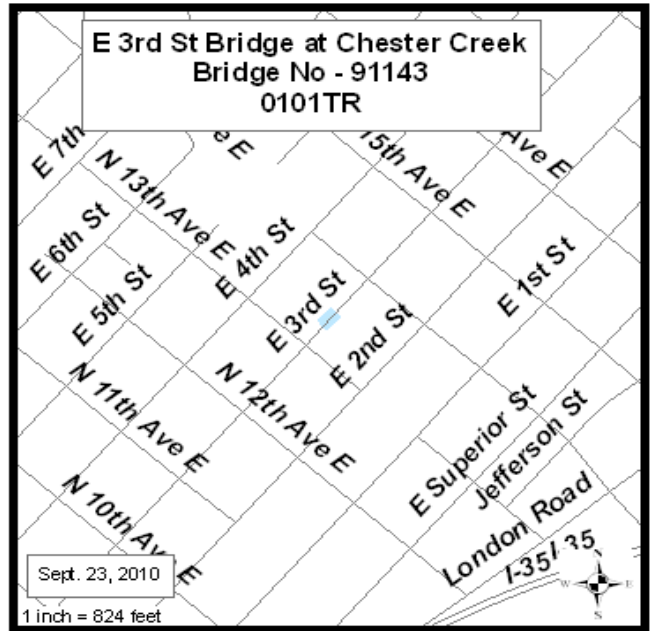
Street & Bridge Reconstruction and Preservation Program

Project Title:

3rd Street Bridge 91143

Funding Source:

	FY 2015
State Bond	320,000
MSA	320,000
PROJECT TOTAL:	\$640,000

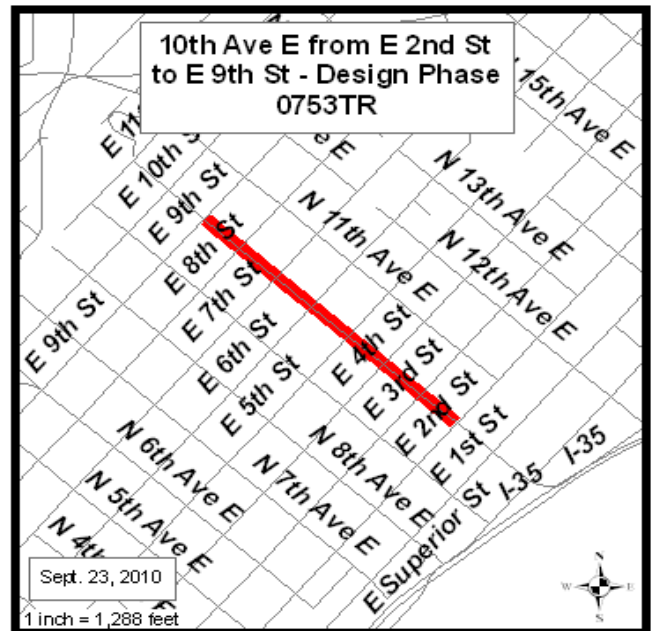


Project Title:

10th Avenue East: 2nd to 9th Street

Funding Source:

	FY 2012-2013
Federal	950,000
MSA	950,000
SA	400,000
Sewer	312,000
Storm	50,000
Water	260,000
Gas	50,000
PROJECT TOTAL:	2,972,000



Street & Bridge Reconstruction and Preservation Program

Project Title:

11th Avenue East:
Diagonal Parking

Funding Source:

	<u>FY 2012</u>
SA	25,000
PROJECT TOTAL:	25,000

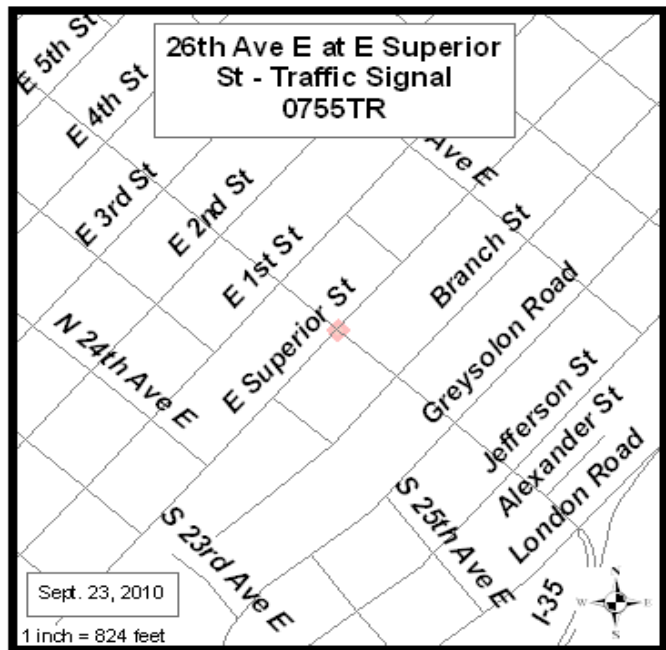


Project Title:

26th Avenue East:
Traffic Signals

Funding Source:

	<u>FY 2012-2013</u>
MSA	415,000
PI	43,700
Prior Year PI	10,000
PROJECT TOTAL:	468,700



Street & Bridge Reconstruction and Preservation Program

Project Title:

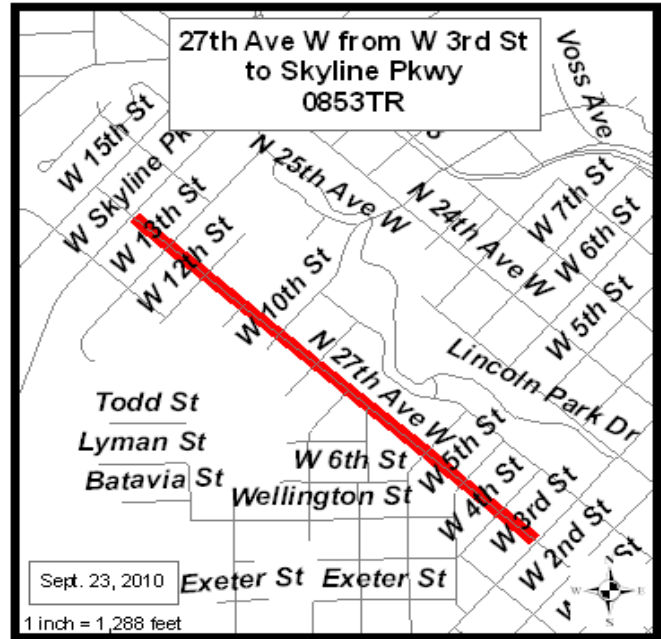
27th Avenue West: 3rd St to Skyline Pkwy

Funding Source:

FY 2013-2014

MSA	1,800,000
SA	500,000
Sewer	420,000
Storm	70,000
Water	200,000

PROJECT TOTAL: 2,990,000



Project Title:

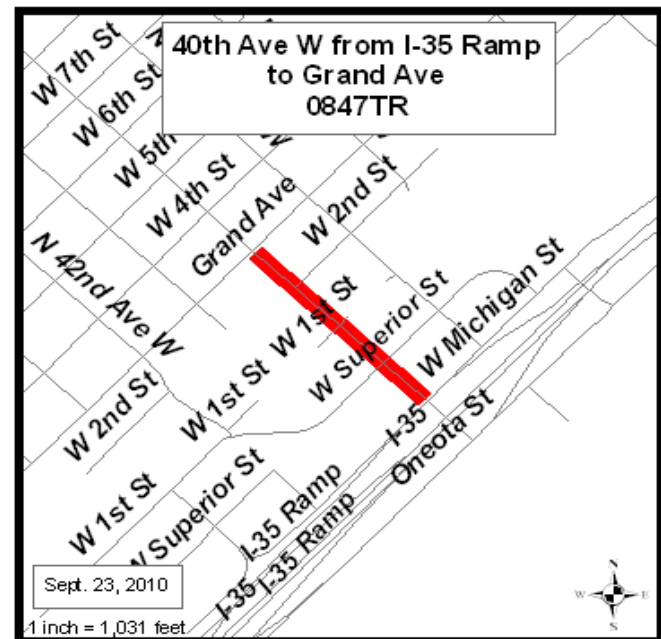
40th Avenue West

Funding Source:

FY 2014

CIF	309,000
Water	12,500

PROJECT TOTAL: \$321,500



Street & Bridge Reconstruction and Preservation Program

Project Title:

43rd Avenue East:
Preliminary Engineering

Funding Source:

	<u>FY 2016</u>
MSA	50,000
PROJECT TOTAL:	50,000

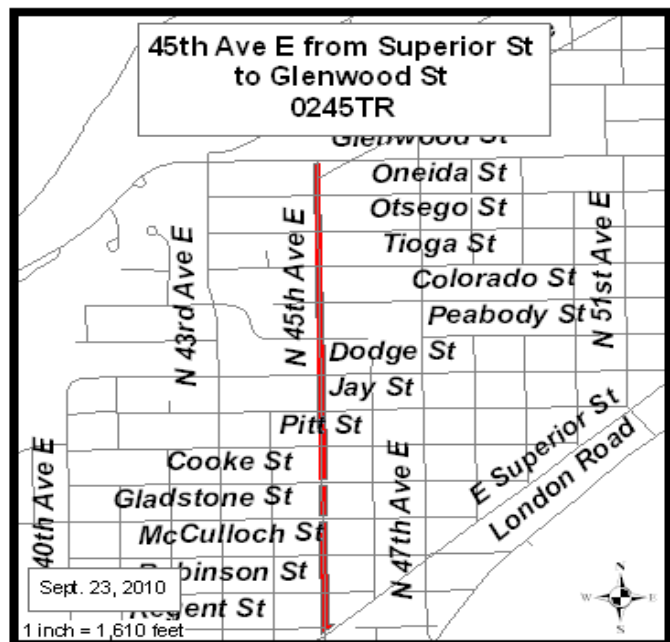


Project Title:

45th Avenue East

Funding Source:

	<u>FY 2013</u>
CIF	706,000
SA	235,000
PROJECT TOTAL:	\$941,000



Street & Bridge Reconstruction and Preservation Program

Project Title:

46th Avenue West: Traffic Signals

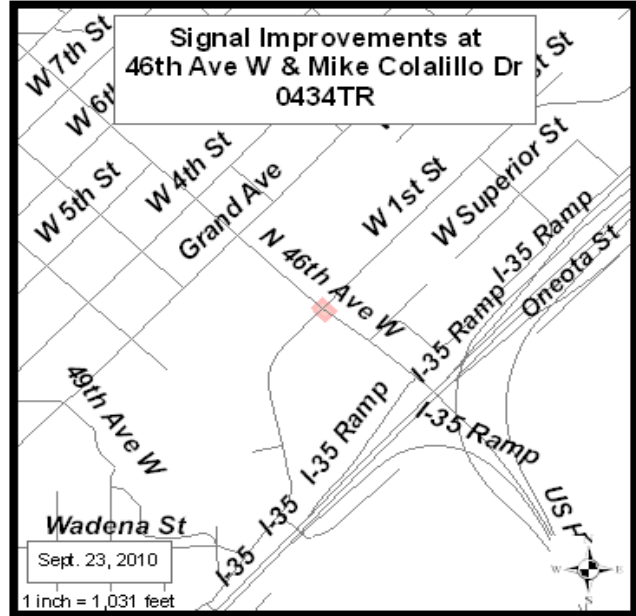
Funding Source:

FY 2012-2013

MSA	415,000
PI	43,800
Prior Year PI	10,000

PROJECT TOTAL:

468,800



Project Title:

47th Avenue East

Funding Source:

FY 2015

CIF	937,000
SA	234,000
Water	12,500

PROJECT TOTAL:

\$1,183,500



Street & Bridge Reconstruction and Preservation Program

Project Title:

52nd Avenue East

Funding Source:

	FY 2015
CIF	600,000
SA	150,000
Water	12,500
PROJECT TOTAL:	\$762,500

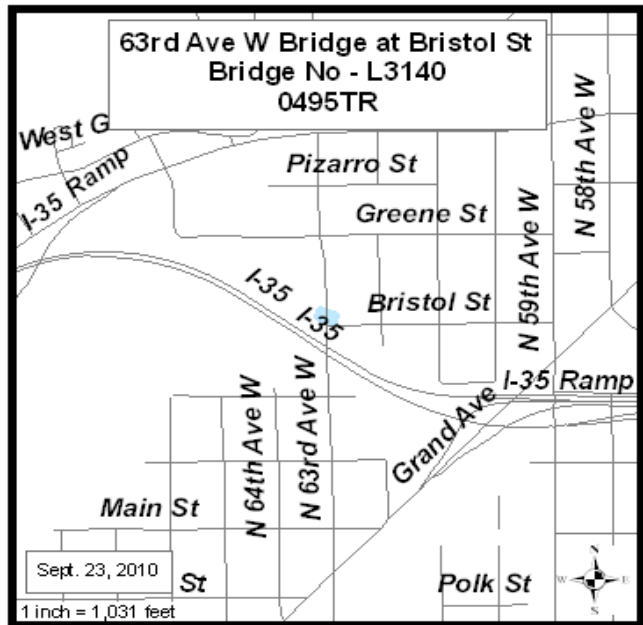


Project Title:

63rd Avenue West Bridge L3140

Funding Source:

	FY 2015
State Bond	160,000
MSA	260,000
PROJECT TOTAL:	\$420,000



Street & Bridge Reconstruction and Preservation Program

Project Title:

Aerial Lift Bridge:
Painting

Funding Source:

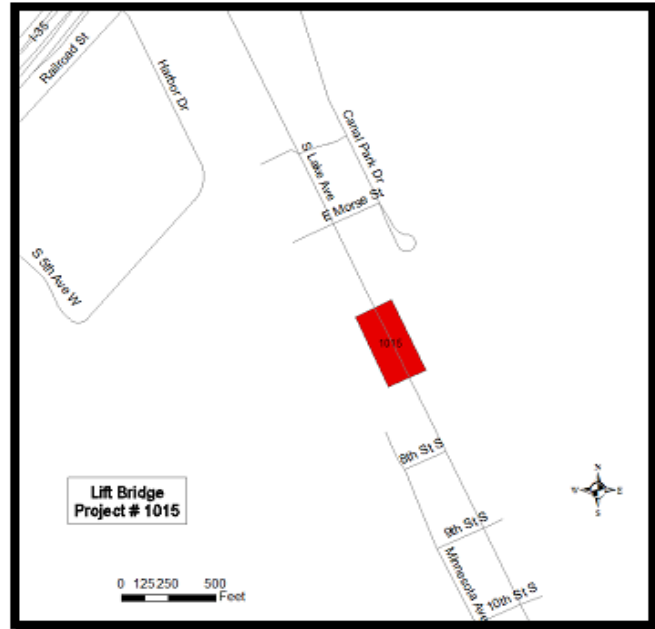
FY 2013

Federal

5,000,000

PROJECT TOTAL:

\$5,000,000



Project Title:

Anderson Road

Funding Source:

FY 2012

MSA

300,000

SA

188,000

St Louis County

1,200,000

Sewer

120,000

Storm

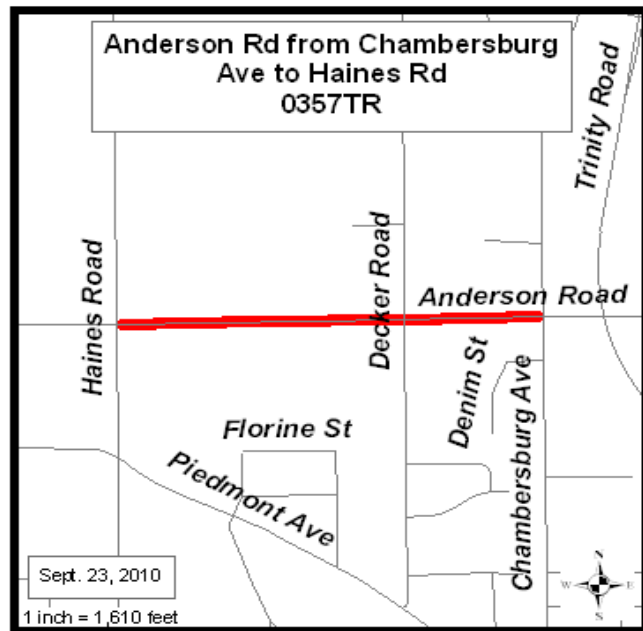
200,000

Water

250,000

PROJECT TOTAL:

2,258,000



Street & Bridge Reconstruction and Preservation Program

Project Title:

Bristol Street Bridge L8485

Funding Source:

FY 2016

PI

300,000

PROJECT TOTAL:

\$300,000



Project Title:

Carver Avenue

Funding Source:

FY 2014

CIF

207,000

SA

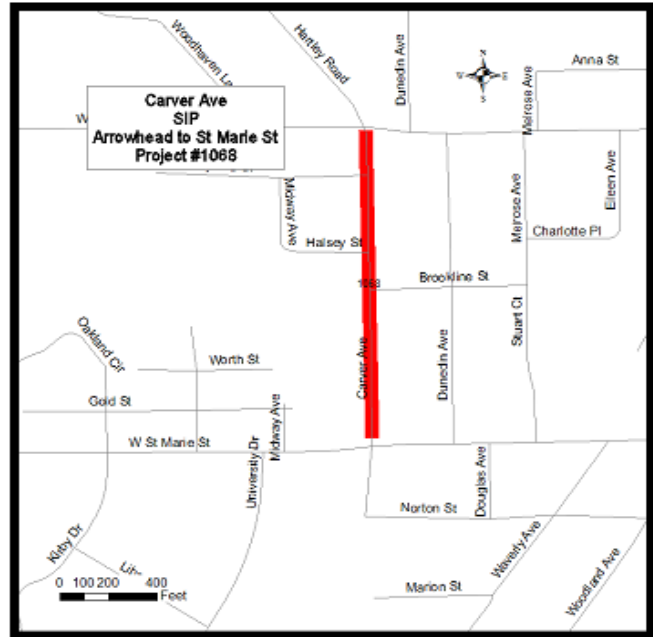
70,000

Water

12,500

PROJECT TOTAL:

\$289,500



Street & Bridge Reconstruction and Preservation Program

Project Title:

Central Avenue Bridge 88550

Funding Source:

	FY 2015
State Bond	150,000
MSA	300,000

PROJECT TOTAL:

\$450,000



Project Title:

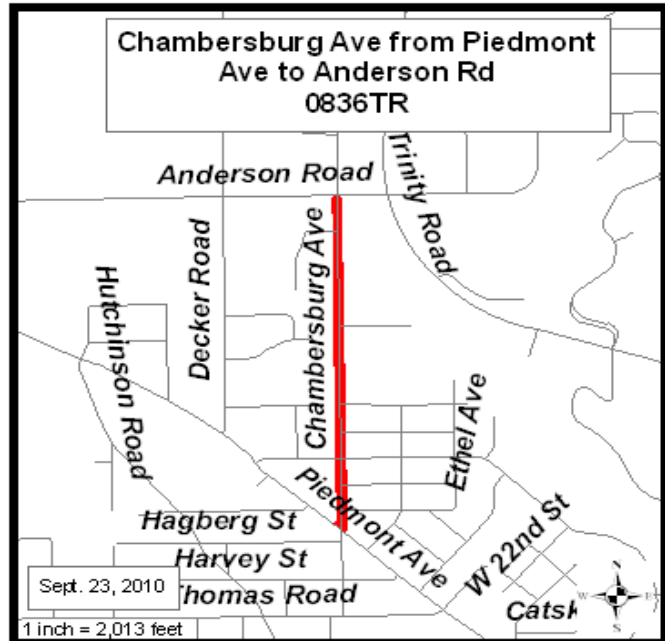
Chambersburg Avenue

Funding Source:

	FY 2015
CIF	503,600
SA	167,900
Water	12,500

PROJECT TOTAL:

\$684,000



Street & Bridge Reconstruction and Preservation Program

Project Title:

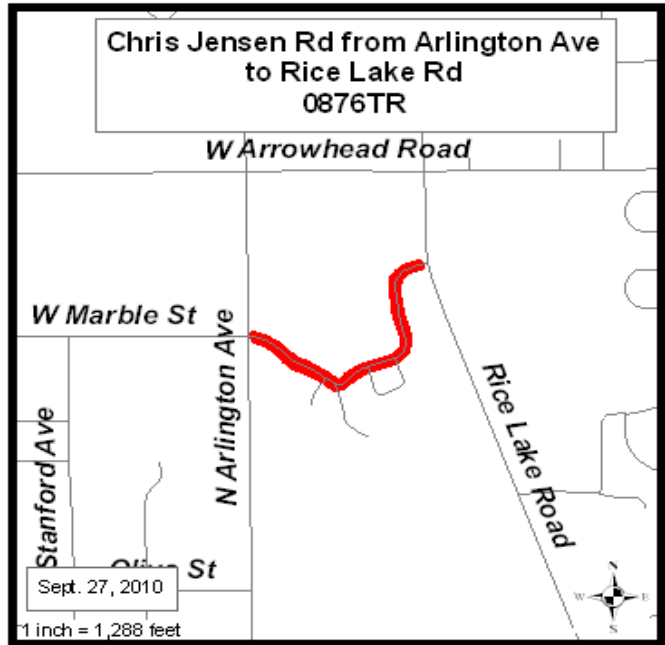
Chris Jensen Road

Funding Source:

	FY 2012
Prior Year Bond	280,000
St Louis County	280,000

PROJECT TOTAL:

\$560,000



Project Title:

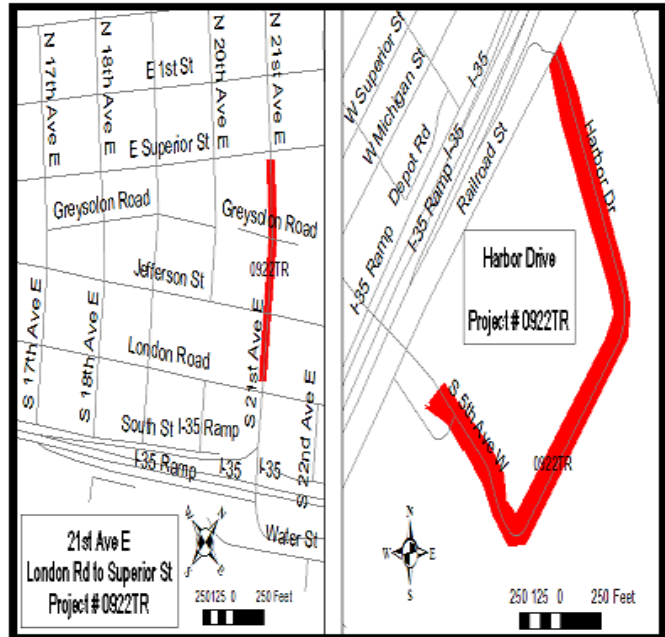
Concrete Pavement Repairs

Funding Source:

	FY 2012
MSA	600,000

PROJECT TOTAL:

600,000



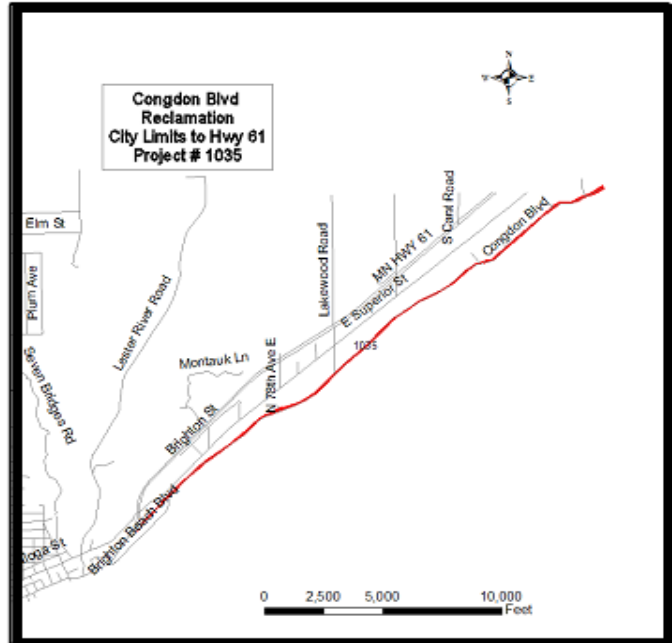
Street & Bridge Reconstruction and Preservation Program

Project Title:

Condgon Boulevard

Funding Source:

	FY 2014
CIF	1,730,000
SA	578,000
Water	12,500
PROJECT TOTAL:	\$2,320,500

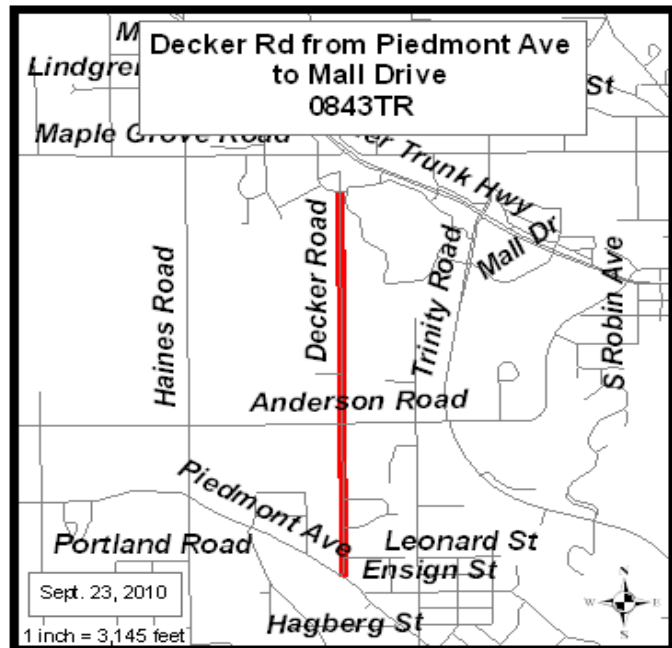


Project Title:

Decker Road

Funding Source:

	FY 2015
CIF	804,400
SA	268,100
Water	12,500
PROJECT TOTAL:	\$1,085,000



Street & Bridge Reconstruction and Preservation Program

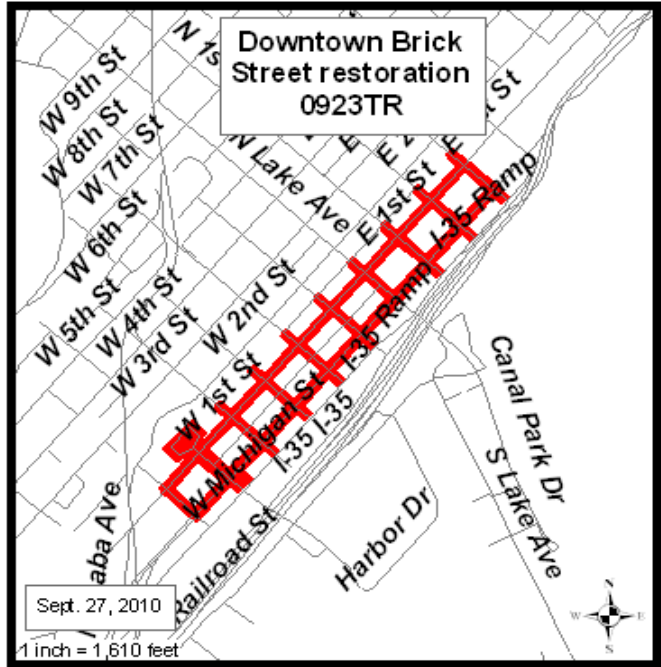
Project Title:

Downtown Brick Restoration
Phase One

Funding Source:

	FY 2013-2016
CIF	2,400,000
SA	1,000,000
MSA	2,000,000
PI	100,000
Sewer Bond	1,500,000
Water Bond	1,400,000

PROJECT TOTAL: \$8,400,000



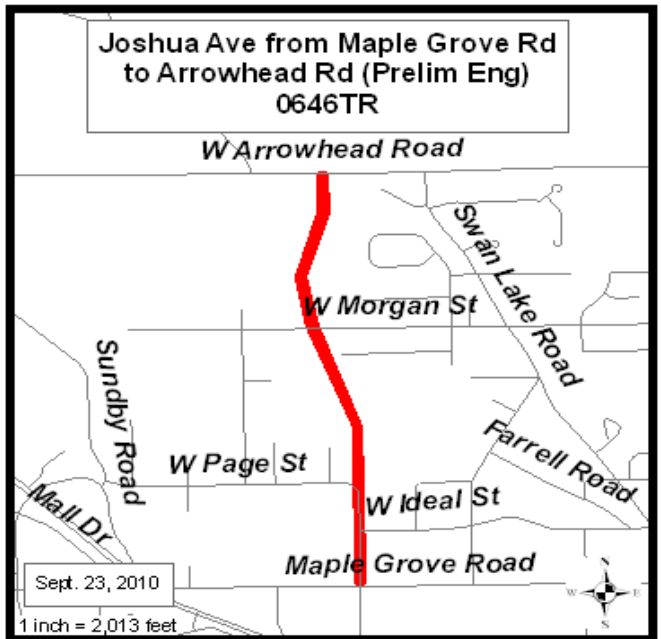
Project Title:

Duluth Heights Connector

Funding Source:

	FY 2016
MSA	1,500,000
Federal	4,000,000
Sewer	50,000
Gas	50,000
Water	100,000

PROJECT TOTAL: \$5,700,000



Street & Bridge Reconstruction and Preservation Program

Project Title:

East 1st Street Retaining Wall

Funding Source:

	FY 2012
MSA	400,000
PROJECT TOTAL:	\$400,000

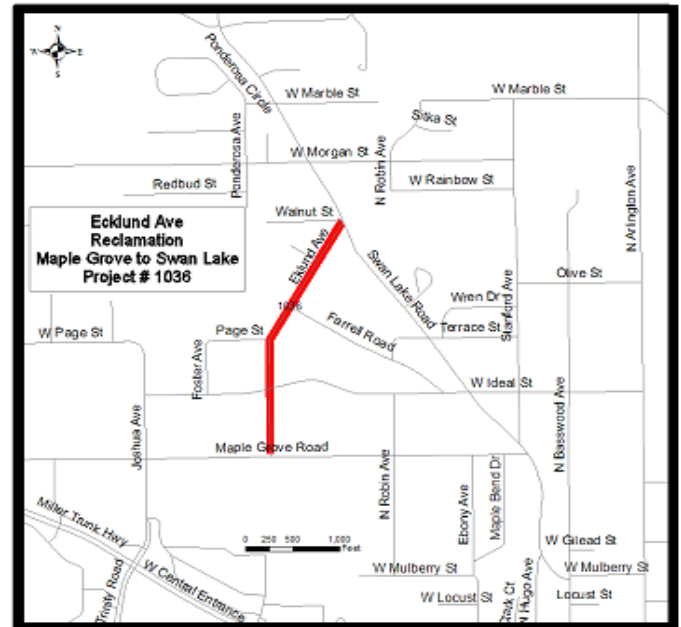


Project Title:

Eklund Avenue

Funding Source:

	FY 2014
CIF	213,000
SA	72,000
Water	12,500
PROJECT TOTAL:	\$297,500



Street & Bridge Reconstruction and Preservation Program

Project Title:

Fairmont Street Bridge L8516

Funding Source:

	FY 2012
State Bond	250,000
Prior Year PI	250,000

PROJECT TOTAL:

\$500,000



Project Title:

Lakeside - Lower West

Funding Source:

	FY 2015-2016
CIF	1,140,000
SA	270,000
Water	320,000
Sewer	310,000
Storm	55,000

PROJECT TOTAL:

\$2,095,000



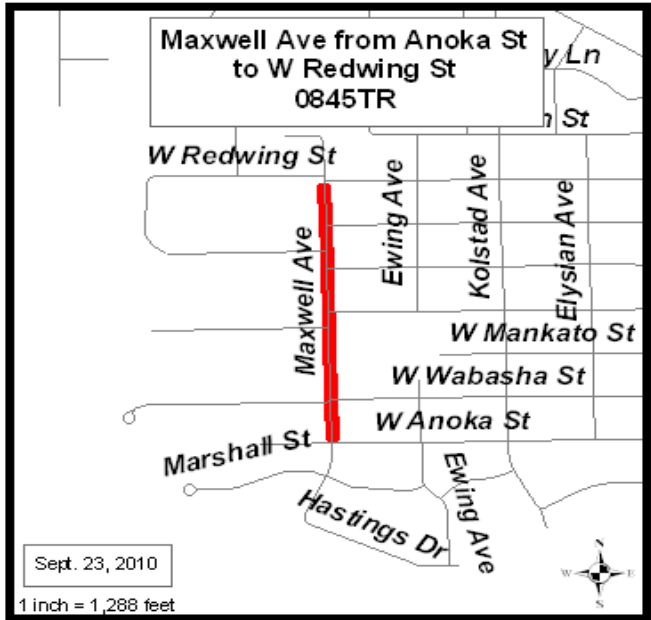
Street & Bridge Reconstruction and Preservation Program

Project Title:

Maxwell Avenue

Funding Source:

	FY 2015
CIF	330,000
SA	110,000
Water	12,500
PROJECT TOTAL:	\$452,500

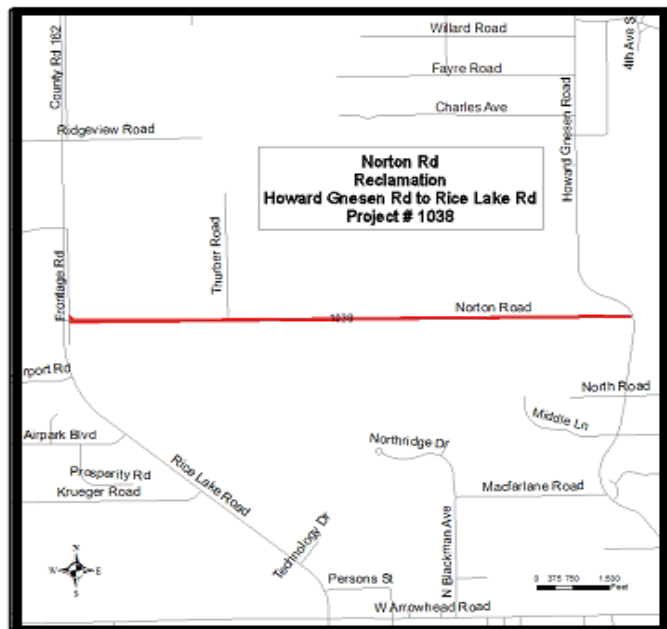


Project Title:

Norton Road

Funding Source:

	FY 2013
CIF	885,000
SA	295,000
Water	5,000
Storm	25,000
PROJECT TOTAL:	\$1,210,000



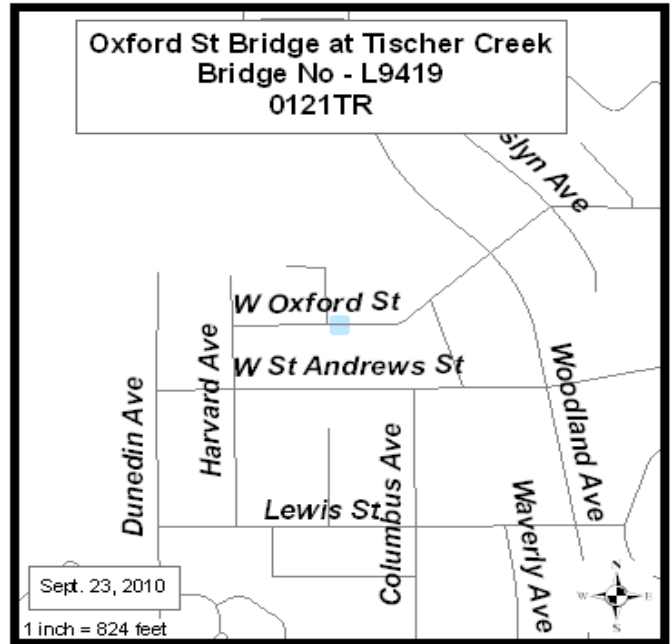
Street & Bridge Reconstruction and Preservation Program

Project Title:

Oxford Street Bridge L9419

Funding Source:

	FY 2016
PI	300,000
PROJECT TOTAL:	\$300,000



Project Title:

Oxford St /Livingston Ave/Glenwood St

Funding Source:

	FY 2012
MSA	2,500,000
SA	500,000
Water	406,000
Sewer	350,000
Storm	70,000
PROJECT TOTAL:	\$3,826,000



Street & Bridge Reconstruction and Preservation Program

Project Title:

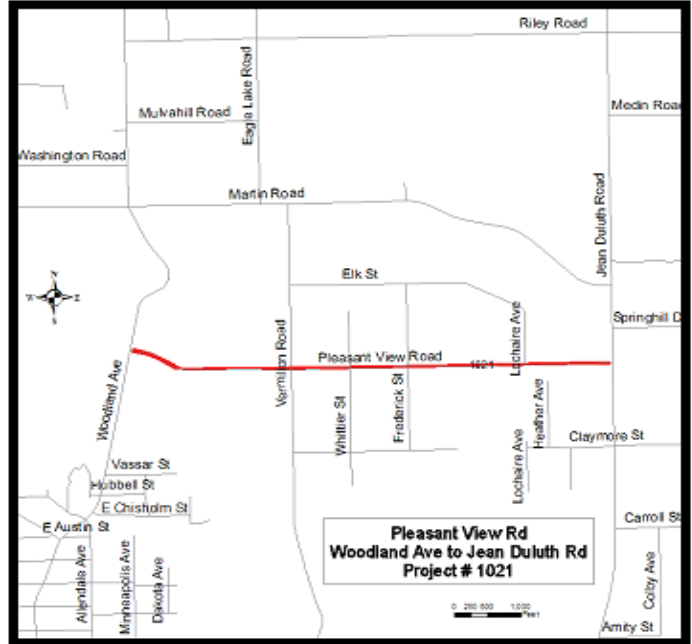
Pleasant View Road

Funding Source:

	FY 2013
CIF	555,000
SA	184,000

PROJECT TOTAL:

\$739,000



Project Title:

Plum Street

Funding Source:

	FY 2012
SA	80,000

PROJECT TOTAL:

\$80,000



Street & Bridge Reconstruction and Preservation Program

Project Title:

Raleigh Street

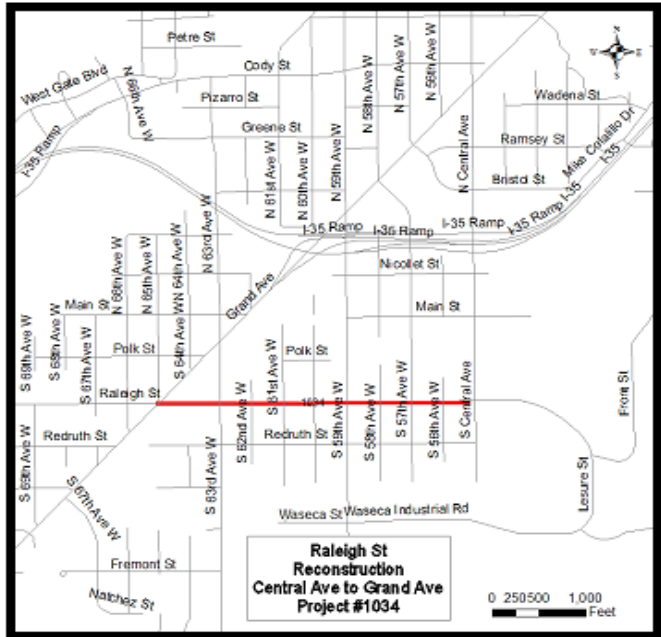
Funding Source:

FY 2012-2013

MSA	2,230,000
SA	300,000
Water	366,000
Sewer	20,000

PROJECT TOTAL:

\$2,916,000



Project Title:

Redwing Street

Funding Source:

FY 2015

CIF	450,000
SA	138,000
Water	12,500

PROJECT TOTAL:

\$600,500



Street & Bridge Reconstruction and Preservation Program

Project Title:

Ridgeview Road

Funding Source:

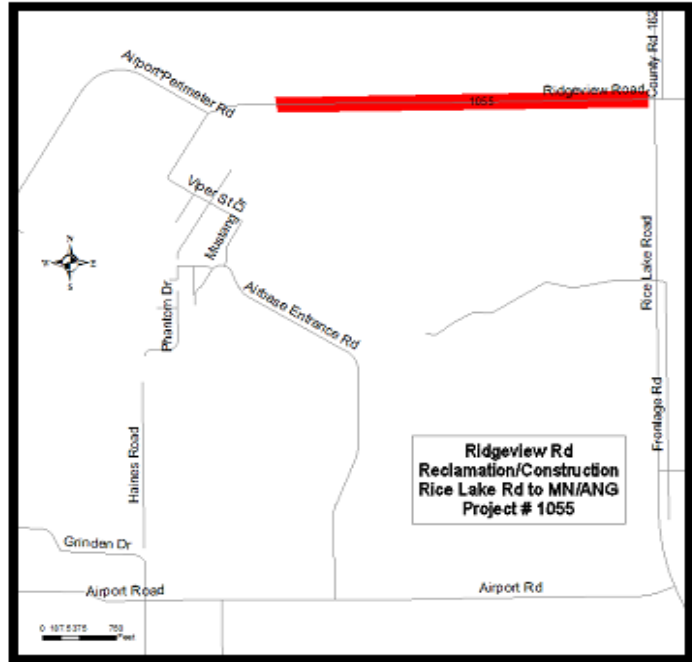
FY 2012

Federal

1,400,000

PROJECT TOTAL:

\$1,400,000



Project Title:

Riverside

Funding Source:

FY 2012-2013

SIF

1,571,000

CIT

1,571,000

SA

558,000

Water Bond

1,650,000

Sewer Bond

2,000,000

Storm

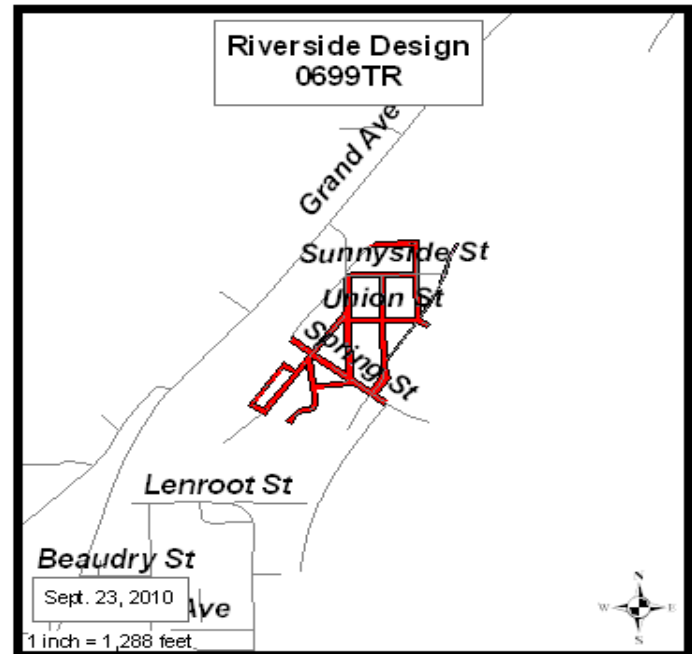
528,000

Gas

140,000

PROJECT TOTAL:

\$8,018,000



Street & Bridge Reconstruction and Preservation Program

Project Title:

Skyline Parkway

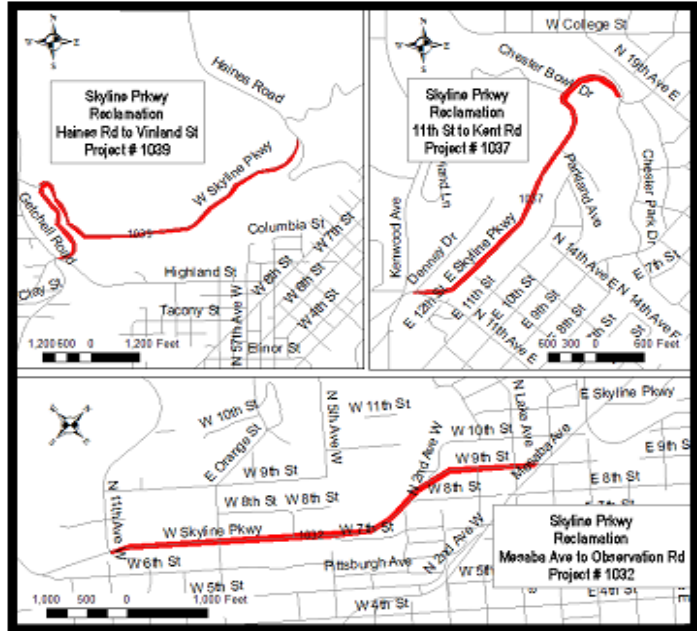
Funding Source:

FY 2013-2016

CIF	2,200,000
SA	210,000
Water	15,000
Storm	75,000

PROJECT TOTAL:

\$2,500,000



Project Title:

Skyline Parkway Bridge

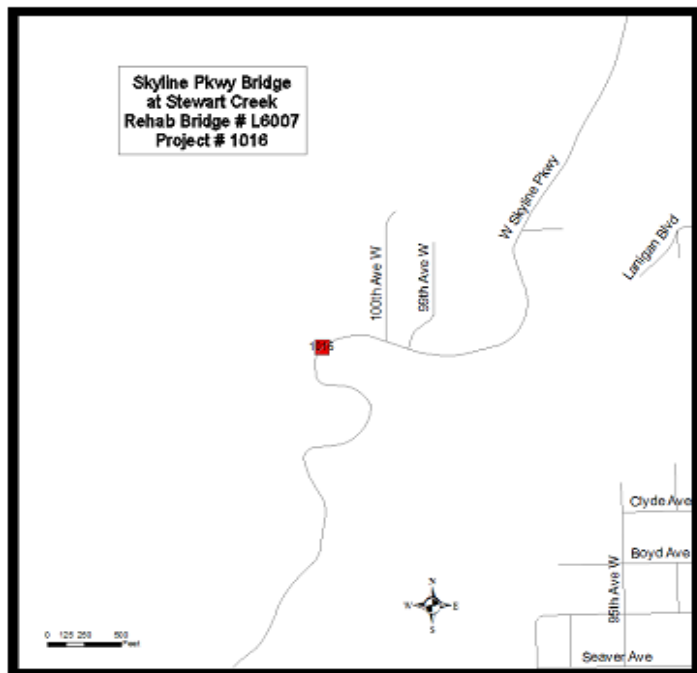
Funding Source:

FY 2012

Federal	800,000
Prior Year PI	200,000

PROJECT TOTAL:

\$1,000,000



Street & Bridge Reconstruction and Preservation Program

Project Title:

Toledo Avenue Bridge L8496

Funding Source:

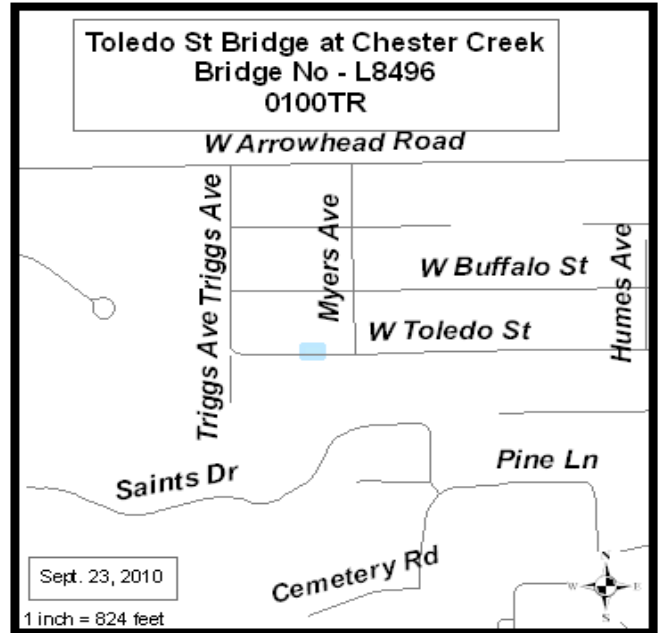
FY 2014

PI

150,000

PROJECT TOTAL:

\$150,000



Project Title:

Triggs Avenue Bridge L5833

Funding Source:

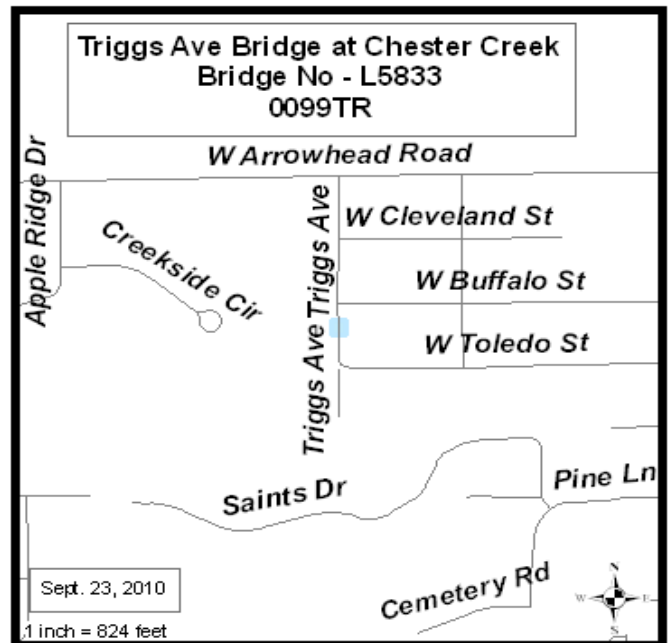
FY 2014

PI

150,000

PROJECT TOTAL:

\$150,000



Street & Bridge Reconstruction and Preservation Program

Project Title:

West First Street Reconstruction

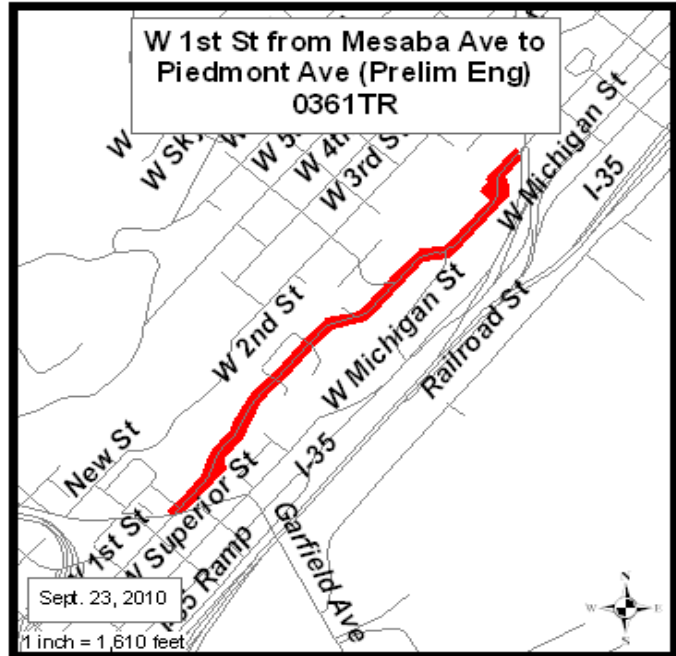
Funding Source:

FY 2014-2015

Federal	1,450,000
MSA	2,100,000
Water Bond	1,000,000
Sewer	200,000

PROJECT TOTAL:

\$4,750,000



Project Title:

West Superior Street

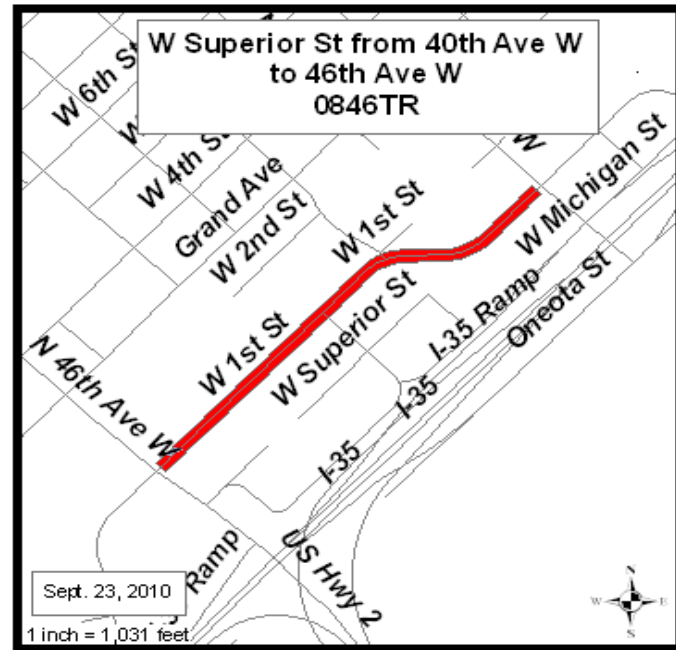
Funding Source:

FY 2014

CIF	517,000
SA	173,000
Water	12,500

PROJECT TOTAL:

\$702,500



Capital Utility Projects

2012 through 2016

Capital Utility Projects Summary

Utility projects included within the five year capital improvement plan primarily focus on the continued rehabilitation and replacement of aging infrastructure, consent decree compliance, as well as the continued extension of the city's natural gas system.

Projects	2012	2013	2014	2015	2016	Total
Water	1,260,000	8,115,000	5,150,000	3,540,000	3,540,000	21,605,000
Gas	2,550,000	2,350,000	1,000,000	1,000,000	1,000,000	7,900,000
Sewer	1,002,000	1,725,000	1,200,000	1,200,000	1,250,000	6,377,000
Clean Water	8,911,500	-	-	-	-	8,911,500
Stormwater	1,005,000	1,200,000	725,000	725,000	475,000	4,130,000
Total	14,728,500	13,390,000	8,075,000	6,465,000	6,265,000	48,923,500

Funding	2012	2013	2014	2015	2016	Total
Water Improvement Bonds	-	5,000,000	3,400,000	2,000,000	2,000,000	12,400,000
Water - Current Revenue	1,260,000	3,115,000	1,750,000	1,540,000	1,540,000	9,205,000
Gas - Current Revenue	2,550,000	2,350,000	1,000,000	1,000,000	1,000,000	7,900,000
Sewer - Current Revenue	1,002,000	1,725,000	1,200,000	1,200,000	1,250,000	6,377,000
State Cleanwater Fund	4,329,200	-	-	-	-	4,329,200
Clean Water Bonds	4,582,300	-	-	-	-	4,582,300
Stormwater - Current Revenue	1,005,000	1,200,000	725,000	725,000	475,000	4,130,000
Total	14,728,500	13,390,000	8,075,000	6,465,000	6,265,000	48,923,500

Capital Utility Projects

Description: Water Annual Infrastructure

The proposed water projects over the next five years include updating the aging infrastructure by replacing those distribution mains with a high number of recurring leaks. Rehabilitation of primary transmission lines along with pump station upgrades and reservoir improvements will increase system reliability to meet water demand.

Project	2012	2013	2014	2015	2016	Total
57th Avenue West		250,000				250,000
Amex Upgrades	250,000					250,000
Backwash MCC at Water Plant		610,000				610,000
Building & Structure Repairs				100,000	100,000	200,000
Filtration Controls	140,000					140,000
Intake Screen Repairs			100,000			100,000
Lakewood Pump Station upgrade		75,000				75,000
Lakewood Sludge Removal	420,000	400,000				820,000
Middle Pump Station				2,000,000		2,000,000
Pump House Roof			650,000			650,000
Switch Gear		280,000				280,000
Water Filter Upgrades			1,800,000	440,000	440,000	2,680,000
Water Main Replacement	450,000	1,500,000	1,000,000	1,000,000	1,000,000	4,950,000
Water Plant electrical upgrades			1,600,000			1,600,000
West Duluth Reservoir		5,000,000				5,000,000
Woodland Booster Station					2,000,000	2,000,000
Total	1,260,000	8,115,000	5,150,000	3,540,000	3,540,000	21,605,000

Funding	2012	2013	2014	2015	2016	Total
Water - Current Revenue	1,260,000	3,115,000	1,750,000	1,540,000	1,540,000	9,205,000
Water Improvement Bond		5,000,000	3,400,000	2,000,000	2,000,000	12,400,000
Total	1,260,000	8,115,000	5,150,000	3,540,000	3,540,000	21,605,000

Capital Utility Projects

Description: Gas Annual Infrastructure

The proposed gas projects over the next five years include funding the continued extension of the system into unserved areas and replacement of older steel mains where leaks occur.

Project	2012	2013	2014	2015	2016	Total
Copper Risers	750,000	750,000				1,500,000
First Street Gas Project	1,000,000	600,000				1,600,000
Gas Capital Project	300,000	500,000	500,000	500,000	500,000	2,300,000
Gas Main Extensions	500,000	500,000	500,000	500,000	500,000	2,500,000
Total	2,550,000	2,350,000	1,000,000	1,000,000	1,000,000	7,900,000

Funding	2012	2013	2014	2015	2016	Total
Gas - Current Revenue	2,550,000	2,350,000	1,000,000	1,000,000	1,000,000	7,900,000

Capital Utility Projects

Description: Sanitary Sewer Annual Infrastructure

The proposed sanitary sewer projects over the next five years include a focus of updating two of the city's 48 sanitary lift stations per year and continued lining or rehabilitation of leaking pipes.

Project	2012	2013	2014	2015	2016	Total
57th Avenue West		250,000				250,000
Lift Station Improvements	452,000	675,000	400,000	400,000	450,000	2,377,000
Manhole Adjustments	50,000	50,000	50,000	50,000	50,000	250,000
Sanitary Sewer Rehab/Reline	500,000	750,000	750,000	750,000	750,000	3,500,000
Total	1,002,000	1,725,000	1,200,000	1,200,000	1,250,000	6,377,000

Funding	2012	2013	2014	2015	2016	Total
Sewer Current Revenue	1,002,000	1,725,000	1,200,000	1,200,000	1,250,000	6,377,000
Total	1,002,000	1,725,000	1,200,000	1,200,000	1,250,000	6,377,000

Capital Utility Projects

Description: Clean Water Infrastructure

Clean Water projects specifically address improvements to structures and facilities used to eliminate sanitary sewer overflows.

Project	2012	2013	2014	2015	2016	Total
Rehabilitate Basin 24	3,500,000					3,500,000
Lining Basin 2	3,150,000					3,150,000
Lift Station 45	2,261,500					2,261,500
Total	8,911,500	-	-	-	-	8,911,500

Funding	2012	2013	2014	2015	2016	Total
State Grant	4,329,200					4,329,200
Clean Water Bonds	4,582,300	-	-	-	-	4,582,300
Total	8,911,500	-	-	-	-	8,911,500

Capital Utility Projects

Description: Stormwater Annual Infrastructure

The proposed storm water projects over the next five years include continued replacement of failing storm sewer lines and large culverts. Reconstruction of Brewery and Grays Creek is planned to relocate these streams from underneath existing buildings to public right of ways.

Project	2012	2013	2014	2015	2016	Total
57th Avenue West		250,000				250,000
Manhole Adjustments	50,000	50,000	50,000	50,000	50,000	250,000
Miscellaneous Projects	415,000	400,000	175,000	175,000	175,000	1,340,000
Storm Sewer Replacement	250,000	250,000	250,000	250,000	250,000	1,250,000
Brewery & Gray's Creek	290,000	250,000	250,000	250,000		1,040,000
Total	1,005,000	1,200,000	725,000	725,000	475,000	4,130,000

Funding	2012	2013	2014	2015	2016	Total
Stormwater - Current Revenue	1,005,000	1,200,000	725,000	725,000	475,000	4,130,000

CAPITAL EQUIPMENT

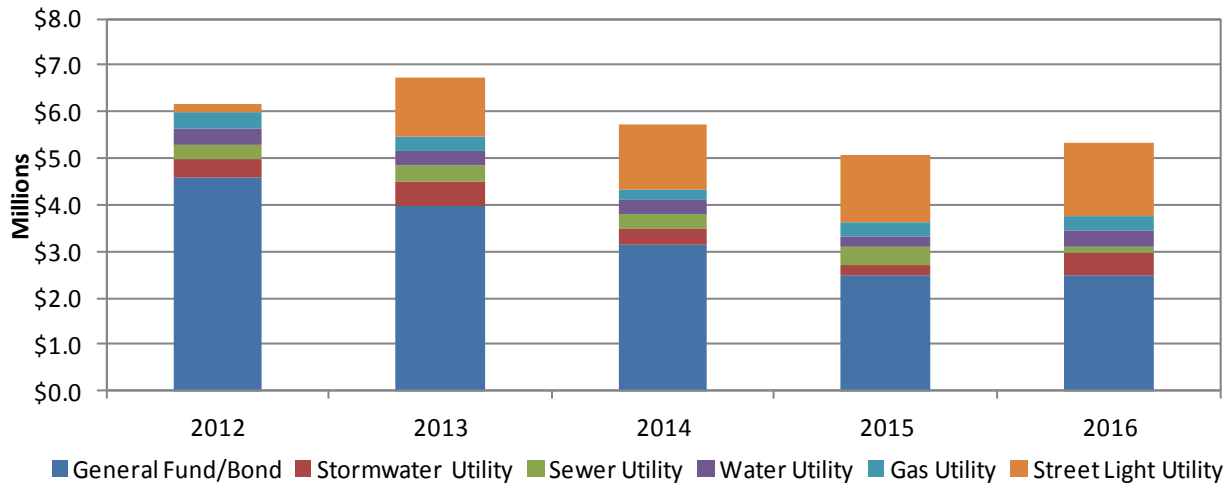
- Rolling Stock Bond-
- Non-rolling Stock Bond-
- Utility Funds-

2012 through 2016

CAPITAL EQUIPMENT BUDGET AND PLAN

Five Year Equipment Plan

The objective of the City's five year equipment plan is to maintain city equipment by budgeting an adequate dollar amount annually for replacement on a timely basis. \$28.99 million is proposed in this plan for the period of 2012 through 2016. Of that total, equipment for the General Fund is \$16.66 million to be financed with bonds. The balance of \$11.72 million is proposed for the combined utility funds of Water, Gas, Stormwater, Sewer, and Street Lighting. Shown in the chart below are the various funding sources by year for the plan.



	2012	2013	2014	2015	2016	Total
General Fund/Bond	4,598,000	3,994,700	3,124,400	2,464,000	2,478,500	16,659,600
Stormwater	386,800	514,350	378,000	258,500	478,000	2,015,650
Sewer	319,600	346,250	317,200	372,100	143,800	1,498,950
Water	317,600	307,450	279,300	233,600	355,200	1,493,150
Gas	378,200	305,950	222,500	300,800	317,000	1,524,450
Street Light	150,000	1,250,000	1,400,000	1,450,000	1,550,000	5,800,000
Total Plan	6,150,200	6,718,700	5,721,400	5,079,000	5,322,500	28,991,800

2012 Proposed Equipment

The City is proposing a total of \$6.15 million in capital equipment expenditures for 2012. This includes equipment for General Fund operating departments and the five city utilities named above. The General Fund portion is \$4.59 million to be financed with bonds and \$1.55 million for equipment for the utilities to be paid for out of current year revenues.

For General Fund departments, the City is proposing the purchase of \$2.73 million in rolling stock vehicles – the largest equipment purchase being fire apparatus totaling \$1,075,000; police vehicles totaling \$500,000; and Maintenance/Engineering/Parks equipment totaling \$801,000. The non-rolling stock equipment plan of \$2.02 million proposed by City Parks for 2012 includes \$1.18 million for technology improvements and replacements; \$500,000 for the police and fire communication conversion required by the FCC; \$120,000 for expanding the City's microwave system; \$130,000 for thermal imaging cameras; \$72,000 for defibrillators; plus \$20,000 for equipment for Library.

The breakdown of equipment for the utility funds is \$309,200 for non-rolling stock equipment and the balance of \$1.24 million for rolling stock vehicles for a total of \$1.55 million for 2012.

General Fund Rolling Stock Vehicles

	2012	2013	2014	2015	2016
Fire Department					
Fire Truck Apparatus/Trucks	1,075,000	850,000	575,000	580,000	620,000
Subtotal Fire Department	1,075,000	850,000	575,000	580,000	620,000
Construction Services					
Cars for Inspectors	0	25,000	25,000	50,000	25,000
Subtotal Constructive Services	0	25,000	25,000	50,000	25,000
Police Department					
Police Vehicles	500,000	550,000	575,000	750,000	750,000
Subtotal Police Department	500,000	550,000	575,000	750,000	750,000
Maintenance Operations					
Facilities Management					
1 Ton w/Service Body	30,500	80,000			40,000
1 Ton Cargo Van			76,000	38,000	38,000
Trailers and Tampers				5,000	
Subtotal Facilities Management	30,500	80,000	76,000	43,000	78,000
Traffic Maintenance					
4 x 4 Pick up		30,000	35,000		35,000
Trailers, Paint Striper		5,000		25,000	
Subtotal Traffic Maintenance	0	35,000	35,000	25,000	35,000
Street Maintenance					
Tandem Dump Truck	145,000		145,000	145,000	
Sander Trucks	140,000	170,000			
Sander with RDS	160,000	160,000	320,000	320,000	
Pick-up 3/4-Ton Ext Cab 4x4	30,000			35,000	160,000
Trailer, Compactor	5,500		45,000	18,000	16,000
Plow Trucks			280,000		290,000
Truck Snowblower		160,000			
3 yard Loader		370,000			185,000
Step/Cube Van			83,000		
Backhoe			95,000	95,000	95,000
Flusher Retrofits				160,000	
Highway Mower					80,000
1 Ton Dump Truck		60,000			
Subtotal Street Maintenance	480,500	920,000	968,000	773,000	826,000
Park Maintenance					
5 yd Dump Truck	110,000				
4x4 Crew Cab	37,000				
Cat 257B Loader	48,000	42,000	52,000		
Utility Van		17,300	16,500		
1 Ton w/Plow		68,000	70,000		71,000
Various Mowers		32,000	16,500	33,000	63,000
Trailer, Sand Spreader				68,000	10,500
Trail Groomer		212,000			
Sidewalk Cleaner				142,000	
Subtotal Park Maintenance	195,000	371,300	155,000	243,000	144,500
Subtotal Maintenance Operations	706,000	1,406,300	1,234,000	1,084,000	1,083,500
Parks and Recreation					
Pick-up 3/4-Ton 4x4	45,000				
Subtotal Parks and Rec	45,000				
Public Works					
Transportation Engineering					
Pick-up Truck	50,000	27,000			
Subtotal Transportation Engineering	50,000	27,000			
Street Lighting					
Bucket Truck	200,000				
Subtotal Street Lighting	200,000				
Rolling Stock Bond Total	\$ 2,576,000	\$ 2,858,300	\$ 2,409,000	\$ 2,464,000	\$ 2,478,500

City of Duluth 2012 - 2016 Capital Equipment Program

General Fund Non-Rolling Stock Equipment

	2012 Bond	2013 Bond	2014 Bond
MIS			
Data Center Modernization			
VoIP Phone Replacements	30,000		
Centralized Backup Solution	180,000		
Enterprise Wide PC replacements (desktop)	200,000		
Enterprise Wide PC replacements (laptop)	100,000		
Network Infrastructure Equipment Refresh			
Desktop Re-cabing Project	150,000	150,000	100,000
Help Desk Software	100,000		
Disaster Recovery - New Police Station		250,000	
Legacy Software Conversions	150,000		
Conference Room Technology Needs (7 rooms)	70,000		
Time and Attendance Software	200,000		
City Clerk			
40 Voting Tabulators		260,000	
60 Electronic Poll book Rosters		120,000	
Election Software upgrade		10,000	
Library			
12 Computers and monitors	12,000	12,000	12,000
1 Self checkout machine	8,000		8,000
1 Digital microform reader printer		11,000	
Fire			
Communication System (Armer)	500,000		
Computer Replacement Needs		10,000	15,000
Defibrillators (18)	72,000		
Thermal Imaging Cameras (13)	130,000		
Station Speaker System Replacement (8)		40,000	
Scott EZScape III's (17)		20,000	
Construction Services			
Computer Replacement Needs		5,000	5,000
Engineering			
Computer Replacement Needs		8,400	6,100
Radio Shop/MIS - Communications Group			
Communications Needs - As Per Master Plan	120,000	240,000	120,000
Total Proposed Non-Rolling Stock	2,022,000	1,136,400	266,100
TOTAL EQUIPMENT BOND PROPOSAL	4,598,000	3,994,700	3,124,400

City of Duluth 2012 - 2016 Capital Equipment Program

Utility Funds Equipment

Utility Funds	2012	2013	2014	2015	2016
Water Fund					
Cars/Pick-ups	71,250	57,900	51,100	0	0
Trucks/Vans	40,600	52,800	136,200	28,100	121,450
Dump Trucks	137,750	108,750	87,000	72,500	150,000
Backhoe/Loader	0	0	0	0	78,750
Other Rolling Stock	6,400	78,000	0	128,000	0
Non-Rolling Capital Equip.	61,600	10,000	5,000	5,000	5,000
Subtotal Water Fund	317,600	307,450	279,300	233,600	355,200
Gas Fund					
Cars/Pick-ups	70,750	64,900	38,700	21,000	0
Trucks/Vans	75,400	54,800	120,800	122,300	235,750
Dump Trucks	152,250	36,250	58,000	72,500	50,000
Backhoe/Loader	0	0	0	0	26,250
Other Rolling Stock	9,600	145,000	0	80,000	0
Non-Rolling Capital Equip.	70,200	5,000	5,000	5,000	5,000
Subtotal Gas Fund	378,200	305,950	222,500	300,800	317,000
Sewer Fund					
Cars/Pick-ups	57,500	18,150	22,200	0	0
Trucks/Vans	0	35,600	0	55,600	48,800
Dump Trucks	0	42,000	145,000	72,500	0
Vactors	162,500	162,500	0	0	0
Backhoe/Loader	0	0	0	0	0
Other Rolling Stock	85,000	83,000	145,000	239,000	90,000
Non-Rolling Capital Equip.	14,600	5,000	5,000	5,000	5,000
Subtotal Sewer Fund	319,600	346,250	317,200	372,100	143,800
Stormwater Fund					
Cars/Pick-ups	22,500	10,050	13,000	0	0
Trucks/Vans	0	13,800	42,000	0	0
Dump Trucks	0	0	145,000	72,500	0
Vactors	162,500	162,500	0	0	0
Backhoe/Loader	0	105,000	0	0	0
Street Sweeper	173,000	173,000	173,000	173,000	173,000
Other Rolling Stock	16,000	45,000	0	8,000	300,000
Non-Rolling Capital Equip.	12,800	5,000	5,000	5,000	5,000
Subtotal Stormwater Fund	386,800	514,350	378,000	258,500	478,000
Street Light Utility Fund					
Led/Induction Luminaire Conversions		1,100,000	1,250,000	1,300,000	1,400,000
Non-Rolling Capital Equipment	150,000	150,000	150,000	150,000	150,000
Subtotal Street Light Utility	150,000	1,250,000	1,400,000	1,450,000	1,550,000
Utility Funds Equipment Total	\$ 1,552,200	\$ 2,724,000	\$ 2,597,000	\$ 2,615,000	\$ 2,844,000